

**Schedule 3
FORM ECSRC - Q**

(Select One)

Quarterly Report
For the period ended – 31 October, 2015

or

TRANSITION REPORT _____
(Applicable where there is a change in reporting issuer's financial year)

For the transition period from _____

Issuer Registration Number: TDC081098KN

St Kitts Nevis Anguilla Trading and Development Company Limited
(Exact name of reporting issuer as specified in its charter)

Saint Christopher and Nevis
(Territory or jurisdiction of incorporation)

Fort Street, Basseterre, St Kitts
(Address of principal executive Offices)

(Reporting issuer's:

Telephone number (including area code): (869) 465 - 2511

Fax number: (869) 465 - 1099

Email address: earle.kelly@tdcltd.com;glenville.jeffers@tdcltd.com;

(Former name, former address and former financial year, if changed since last report)

(Provide information stipulated in paragraphs 1 to 8 hereunder)

Indicate the number of outstanding shares of each of the reporting issuer's classes of common stock, as of the date of completion of this report. 52,000,000

CLASS	NUMBER
Ordinary shares of EC\$1.00 each	52,000,000

SIGNATURES

Chairman:

Director:

Earle Austin Kelly

Maritza Simone Bowry

SIGNED AND CERTIFIED

SIGNED AND CERTIFIED

Signature

Signature

Date

20/01/16

Date

20/1/16.

SIGNED AND CERTIFIED

INFORMATION TO BE INCLUDED IN THE REPORT

1. **Financial Statements**

Provide quarterly Financial Statements in accordance with International Accounting Standards. The format of the financial statements should be similar to those provided with the registration statement. Include the following:

- (a) (Condensed Balance Sheet as of the end of the most recent financial year and just concluded quarter.
- (b) Condensed Statement of Income for the interim three, six and nine months of the current financial year and corresponding period in the previous financial year.
- (c) Condensed Statement of Cash Flows for the interim three, six and nine months of the current financial year and the corresponding period in the previous financial year.
- (d) Examples of financial data items to be included in constructing financial statements for various types of businesses are provided in Parts A-D. These items are meant to serve as guidelines only.
- (e) By way of *Notes to Condensed Financial Statements*, provide explanation of items in the financial statements and indicate any deviations from generally accepted accounting practices.

2. **Management's Discussion and Analysis of Financial Condition and Results of Operations**

Discuss reporting issuer's financial condition, changes in financial condition and results of operations during the reporting period. Discussion of material changes should be from the end of the preceding financial year to the date of the most recent interim quarterly report. The broad areas of discussions should centre around liquidity, capital resources and results of operations. Discussions of liquidity and capital resources may be combined whenever the two topics are interrelated.

Overview

TDC Group of Companies - The draft unaudited financial statements reflect a profit before tax of \$5,384,027 compared to \$8,045,878 at the end of the last financial year, 1 February 2014 to 31 January 2015.

See summary table below:

	1 Feb 15 to 31 Oct 15 Management Accounts	1 Feb 14 to 31 Jan 15 Audited Accounts	1 Feb 13 to 31 Jan 14 Audited Accounts	1 Feb 12 to 31 Jan 13 Audited Accounts	1 Feb 11 to 31 Jan 12 Audited Accounts	1 Feb 10 to 31 Jan 11 Audited Accounts	1 Feb 09 to 31 Jan 10 Audited Accounts
	\$	\$	\$	\$	\$	\$	\$
Profit Before Tax	5,384,027	8,045,878	8,427,506	5,128,367	4,234,555	11,742,156	11,132,852

The General Merchants and Shipping segments in St Kitts continue to perform creditably. The duty-free concessions offered to first time homeowners and the Citizen By Investment (CBI) programme continue to positively impact the sales of the Trading Departments in St Kitts.

Sunrise Hills Villa Development, Frigate Bay - 1 villa was sold in April 2015. Since the inception of the project 37 villas have been sold. There are 8 lots remaining.

Construction on the final lot at Atlantic View Residences, Conaree, started in May 2015 and the scheduled completion date is 31 January 2016. Hence at the end of the project 21 homes would have been built.

Liquidity

Cash and Cash Equivalents totaled \$20,620,579 at 31 October 2015 compared to \$22,352,245 at 31 January 2015.

Net cash flows from operating activities were \$11,902,421 for the nine months of the financial year 1 February 2015 to 31 October 2015.

Borrowings stood at \$68,020,158 at 31 October 2015 compared to \$68,110,588 at 31 January 2015.

The book value of property, plant and equipment is \$149,959,126 at 31 October 2015 compared to \$144,383,745 at 31 January 2015.

(a) Liquidity

Identify any known trends or commitments, demands, events that will result in or that are reasonably likely to result in the reporting issuer's liquidity increasing or decreasing in any material way. If a deficiency is identified, indicate the course of action that the reporting issuer has taken or proposes to take to remedy the deficiency.

We are not aware of any commitments, demands or events that will result in or are likely to result in any material increase or decrease in liquidity.

(b) **Capital Resources**

Describe the reporting issuer's material commitments for capital expenditures as of the end of the latest fiscal period, and indicate the general purposes of such commitments and the anticipated source of funds needed to fulfil such commitments. Describe any material trends, favourable or unfavourable in the reporting issuer's capital resources and any expected change in mix. The discussion should consider changes between equity, debt and any off-balance sheet financing arrangements.

N/A

(c) **Results of Operation.**

Describe any unusual or infrequent events or transactions or any significant economic changes that materially affected the amount of reported income from continuing operations and in each case indicate the extent the income was so affected. Describe any known trends or uncertainties that have had or that the reporting issuer reasonably expects will have a material favourable or unfavourable impact on net sales or revenues or income from continuing operations. If the reporting issuer knows of events that will cause a material change in the relationship between costs and revenues (such as price increases, costs of labour or materials), the changes in relationship should be disclosed.

The overall improvement in the economy has favourably impacted the company's results. The Construction sector continues to rebound and this has significantly impacted the general merchants and finance segments. Tourism operates as the prime product for the local economy, hence providing favourable opportunities for the airline and rental divisions to generate satisfactory income.

3. **Disclosure of Risk Factors.**

Provide a discussion of the risk factors that may have an impact on the results from operations or on the financial conditions. Avoid generalised statements and only include factors that are unique to the company. Typical risk factors include untested products, cash flow and liquidity problems, dependence on a key supplier or customer, management inexperience, nature of business, absence of a trading market (specific to the securities of the reporting issuer), etc. Indicate if any risk factors have increased or decreased in the time interval between the previous and current filing.

We have not observed any risks unique to the company that may have a dramatic impact on its results of operations or financial condition.

4. **Legal Proceedings.**

A legal proceeding need only be reported in the ECSRC - Q filed for the quarter in which it first became a reportable event and in subsequent quarterly reports in which there have been material developments. Subsequent Form ECSRC - Q filings in the same financial year in which a legal

proceeding or a material development is reported should reference any previous reports in that year. Where proceedings have been terminated during the period covered by the report, provide similar information, including the date of termination and a description of the disposition thereof with respect to the reporting issuer and its subsidiaries.

There was a provision for claims for one of the wholly owned subsidiaries, Sakara Shipping Inc, EC \$240,188.

5. Changes in Securities and Use of Proceeds.

- (a) Where the rights of the holders of any class of registered securities have been materially modified, give the title of the class of securities involved. State briefly the general effect of such modification upon the rights of holders of such securities.
- (b) Where the use of proceeds of a security issue is different from that which is stated in the registration statement, provide the following:
 - Offer opening date (provide explanation if different from date disclosed in the registration statement)
 - Offer closing date (provide explanation if different from date disclosed in the registration statement)
 - Name and address of underwriter(s)
 - Amount of expenses incurred in connection with the offer
 - Net proceeds of the issue and a schedule of its use
 - Payments to associated persons and the purpose for such payments
- (b) Report any working capital restrictions and other limitations upon the payment of dividends.

There were no changes in securities or use of proceeds that occurred in this period.

6. Defaults Upon Senior Securities.

- (a) If there has been any material default in the payment of principal, interest, a sinking or purchase fund instalment, or any other material default not satisfied within 30 days, with respect to any indebtedness of the reporting issuer or any of its significant subsidiaries exceeding 5 percent of the total assets of the reporting issuer and its consolidated subsidiaries, identify the indebtedness. Indicate the nature of the default. In the case of default in the payment of principal, interest, or a sinking or purchase fund instalment, state the amount of the default and the total arrears on the date of filing this report.
- (b) If any material arrears in the payment of dividends have occurred or if there has been any other material delinquency not satisfied within 30 days, give the title of the class and state the amount and nature of the arrears or delinquency.

There was no default in the payment of any securities in the period.

If any matter was submitted during the period covered by this report to a vote of security holders, through the solicitation of proxies or otherwise, furnish the following information:

- (a) The date of the meeting and whether it was an annual or special meeting.
- (b) If the meeting involved the election of directors, the name of each director elected at the meeting and the name of each other director whose term of office as a director continued after the meeting.
- (c) A brief description of each other matter voted upon at the meeting and state the number of votes cast for or against as well as the number of abstentions as to each such matter, including a separate tabulation with respect to each nominee for office.
- (d) A description of the terms of any settlement between the registrant and any other participant.
- (e) Relevant details of any matter where decision was taken otherwise than at a meeting of such security holders.

Submission of Matters to a Vote of Security Holders.

The forty second Annual General Meeting of the St Kitts Nevis Anguilla Trading and Development Company Ltd was held on 31 August 2015. See copies of Notice of Meeting and Notice to Shareholders attached. The following decisions were taken:

RECEIVING AND CONSIDERING THE ACCOUNTS FOR THE FINANCIAL YEAR ENDED 31 JANUARY 2015

The Financial Statements were tabled for consideration, comments and questions. The Financial Statements were adopted on a motion moved by Ms Keesha Jones and seconded by Ms Mary Phipps. The motion was carried without any objections.

DECLARATION OF DIVIDEND

Pursuant to Article 134 of the Company's Articles of Association, the Chairman, on behalf of the Board of Directors recommended the payment of a dividend of 5.00 cents per share. A motion for the payment of the dividend was moved by Ms Rhoda Archibald, seconded by Mrs Catherine Fosbery and unanimously carried.

ELECTION OF DIRECTORS TO REPLACE THOSE RETIRING BY ROTATION

In accordance with Article 99 of the Company's Articles of Association, Mr Melvin Edwards, Mr Glenville Jeffers and Mrs Myrna Walwyn retired by rotation. The Chairman announced that the Directors named above offered themselves for reappointment.

On a motion moved by Mr Carlton Phipps, seconded by Mrs Cynthia Morton the Directors named above were duly re-elected as Directors of the Company.

In accordance with Article 106 of the Articles of Association, Mr O Nicholas Brisbane, Principal, Brisbane O'Garro Alvaranga and Ms Maritza Bowry, Chief Financial Officer, TDC Group of Companies, were appointed to the Board of Directors on 21 November 2014 and 15 June 2015 respectively. Their appointments were presented for confirmation. On a motion moved by Ms Nell Jacobs, seconded by Mr Peter Coury and unanimously carried, Mr Brisbane and Ms Bowry, were duly elected as Directors of the company.

APPOINTMENT OF AUDITORS AND FIXING THEIR REMUNERATION FOR THE ENSUING YEAR

In accordance with Article 149 of the Company's Articles of Association, Grant Thornton offered themselves for re-appointment. On a motion moved by Mrs Kaye Menon, seconded by Mrs Catherine Fosbery and unanimously carried, the Auditors were re-appointed. It was therefore resolved that Grant Thornton be re-appointed Auditors of the Company for the financial year ending 31 January 2016, at a fee to be determined by the Directors of the Company.

RESOLUTION

On a motion moved by Ms Sandra Hanley, seconded by Ms Elizabeth Kelsick, and unanimously carried, the following resolution was passed to amend Article 66 of the Company's Articles of Association:

"Be it resolved that the Notice may be given in electronic or any other communication facility."

7. Other Information.

The reporting issuer may, at its option, report under this item any information, not previously reported in a Form ECSRC - MC report (related to disclosure of material information), with respect to which information is not otherwise called for by this form. If disclosure of such information is made under this item, it need not be repeated in a Form ECSRC - MC report which would otherwise be required to be filed with respect to such information or in a subsequent Form ECSRC - Q report.

Part A

Relevant Financial Data Items for Commercial and Industrial Companies

Item Descriptions

- Cash and Cash Items
- Marketable securities
- Notes and Accounts Receivables-Trade
- Allowances for doubtful accounts
- Inventory
- Total Current Assets
- Intangible Assets
- Property Plant and Equipment
- Accumulated Depreciation
- Other Assets (explain)
- Total Assets
- Accounts Payable
- Total Current Liabilities
- Other Liabilities (explain)
- Bonds, mortgages and similar debt
- Preferred stock-mandatory redemption
- common stock
- other stockholder's equity
- Total liabilities and stockholder's equity
- net sales of tangible products
- total revenues
- cost of tangible goods sold
- total costs and expenses applicable to sales and revenues
- other costs and expenses
- provision for doubtful accounts and notes
- Interest and amortisation of debt discount
- Income before taxes and other items
- income tax expense
- income/loss continuing operations
- Discontinued operations
- extraordinary items
- Cumulative effect-changes in accounting principles
- net income or loss
- earnings per share -primary
- earnings per share - fully diluted

Part B

Relevant Financial Data Items for Bank Holding Companies and Banks

Item Descriptions

- Cash and due from banks
- interest bearing deposits
- Borrowings from the ECCB, Inter-bank Market activity and other bank borrowings
- trading account assets
- investment and mortgage backed securities held for sale
- Investments: to provide schedule of type, rates, maturity and place – (whether domestic/regional or foreign)
- loans
- allowances for losses
- Fixed Assets
- total assets
- other liabilities
- Total deposits
- short-term borrowings
- long-term debt
- preferred stock-mandatory redemption
- preferred stock-no mandatory redemption
- common stocks
- other stockholder's equity
- total liabilities and stockholder's equity
- contingent accounts
- interest and fees on loans
- interest and dividends on investments
- other interest income
- total interest income
- interest expense on deposits
- total interest expense
- net interest income
- provision for loan losses
- investment securities gains/losses
- other expenses
- income/loss before income tax
- income/loss before extraordinary items
- extraordinary items
- cumulative changes in accounting principles
- net income or loss
- earnings per share-primary
- earnings per share- fully diluted

Part C

Relevant Financial Items for Broker-Dealers Holding Companies

Items Description

- Cash and cash items
- receivables from brokers and dealers, customers and others
- securities purchased under resale agreements
- financial instruments owned
- fixed assets
- total assets
- short term borrowings including commercial paper
- payable to customers, brokers/dealers (including clearing brokers) and others
- securities sold under agreements to repurchase
- long-term debt
- preferred stock-mandatory redemption
- preferred stock - no mandatory redemption
- common stock
- other stockholder's equity
- total liabilities and stockholder's equity
- revenue from trading activities
- interest and dividends
- commissions
- interest expense
- other sources of revenue
- compensation and employee related expense
- income/loss before income tax
- income/loss before extraordinary items
- extraordinary items, less tax
- cumulative change in accounting principles
- net income or loss
- earnings per share- primary
- earnings per share - fully diluted

Part D

Relevant Financial Data Items for Public Utility and Utility Holding Companies

Item Descriptions

- total net utility plant
- other property and investments
- total current assets
- total deferred charges
- balancing amount for total assets
- total assets
- common stock
- capital surplus, paid in,
- retained earnings
- total common stockholders equity
- preferred stock subject to mandatory redemption
- preferred stock not subject to mandatory redemption
- long term debt, net
- short term notes
- notes payable
- commercial paper
- long term debt-- current portion
- preferred stock-- current portion
- obligation under capital leases
- obligation under capital leases--current portion
- balancing amount for capitalisation and liabilities
- total capitalisation and liabilities
- gross operating revenue
- other operating expense
- total operating expense
- operating income (loss)
- other income (loss), net
- income before interest charges
- total interest charges
- net income
- preferred stock dividends
- earnings available for common stock
- common stock dividends
- total annual interest charges on all bonds
- cash flow from operations
- earnings per share –primary
- earnings per share -fully diluted

DIRECTORS:
A. KELLY, B.A., M.B.A., (CHAIRMAN/C.E.O)
N. MENON, B.Sc., M.B.A.
A. FRANCE, B.A.
R. JEFFERS, B.B.A.
M. MORTON
A. CRAMER
L. WILKIN, Q.C., MA., (CANTAB)
E. OTTLEY, M.B., B.S., (LOND), FRCOG
R. WALWYN B.Sc., M.A., D.I.P., LAW
R. EDWARDS, B.A., (Hons.), M.Sc.
N. BRISBANE, B.Sc., M.Sc.

COMPANY SECRETARY:
S. BOWRY, B.Sc., M.B.A., C.P.A.

BANKERS:
BC FIRST CARIBBEAN INTERNATIONAL BANK
(BARBADOS) LIMITED
ROYAL BANK OF CANADA
BANK OF NOVA SCOTIA
FINA NATIONAL BANK



A DIVERSIFIED PUBLIC COMPANY
INCORPORATED IN ST. KITTS-NEVIS
REGISTERED OFFICE: FORT STREET,
BASSETERRE, ST. KITTS, WEST INDIES

P.O. BOX 142, BASSETERRE,
ST. KITTS, WEST INDIES

PHONE: 465-2511
FAX: (869) 465-1099
E-MAIL: headoffice@tdcltd.com
WEBSITE: www.tdclimited.com

REF NO.

NOTICE OF MEETING

Notice is hereby given that the forty-second Annual General Meeting of the St Kitts Nevis Anguilla Trading and Development Company Limited will be held at the Conference Room, Ocean Terrace Inn, Fortlands, Basseterre, St Kitts on Thursday, August 27, 2015, at 5:00 p.m.

AGENDA

1. To receive the Report of the Directors
2. To receive and consider the Financial Statements for year ended January 31, 2015
3. To receive and consider the Report of Auditors thereon
4. To declare a Dividend
5. To elect Directors to replace those retiring by rotation
6. To confirm the appointment of Directors
7. To appoint Auditors and to authorize the Directors to fix their remuneration for the ensuing year.
8. To consider and, if thought fit, pass the following special resolution to amend Article 66 of the Company's Articles of Association:
"Be it resolved that the Notice may be given in electronic or any other communication facility".

BY ORDER OF THE BOARD

Maritza S. Bowry
Company Secretary

July 23, 2015

A member entitled to attend and vote is entitled to appoint one or more Proxies to attend, and on a poll, to vote instead of him/her. A Proxy need not be a member of the Company. Proxies must reach the Company Secretary not less than 24 hours prior to the Annual General Meeting.

DIRECTORS:

E. A. KELLY, B.A., M.B.A., (CHAIRMAN/C.E.O.)

M.N. MENON, B.Sc., M.B.A.

E.A. FRANCE, B.A.

G.R. JEFFERS, B.B.A.

M.S. BOWRY, B.Sc., M.B.A., C.P.A.

D.M. MORTON

J.A. CRAMER

C. L. A. WILKIN, C.M.G., Q.C., M.A., (CANTAB)

C.E. OTTLEY, M.B., B.S., (LOND), FRCQG

M.R. WALWYN B.Sc., M.A., D.J.P., LAW

M.R. EDWARDS, B.A., (Hons.), M.Sc.

O.N. BRISBANE, B.Sc., M.Sc.

COMPANY SECRETARY:

M.S. BOWRY, B.Sc., M.B.A., C.P.A.


BANKERS:

CIBC FIRST CARIBBEAN INTERNATIONAL BANK

(BARBADOS) LIMITED

ROYAL BANK OF CANADA

BANK OF NOVA SCOTIA



A DIVERSIFIED PUBLIC COMPANY
INCORPORATED IN ST. KITTS-NEVIS
REGISTERED OFFICE: FORT STREET,
BASSETERRE, ST. KITTS, WEST INDIES

P.O. BOX 142, FORT STREET, BASSETERRE,
ST. KITTS, WEST INDIES

PHONE: (869) 465-2511

FAX: (869) 465-1099

E-MAIL: headoffice@tdcltd.com

WEBSITE: www.tdclimited.com

REF NO:

NOTICE TO SHAREHOLDERS

Please be advised that due to the impending threat of Tropical Storm Erika the Board of Directors of St. Kitts Nevis Anguilla Trading and Development Company Limited (TDC) supports the postponement of the Annual General Meeting of TDC scheduled for Thursday, August 27, 2015 to Monday, August 31, 2015 at 5:00 p.m. at the Conference Room, Ocean Terrace Inn, Fortlands, Basseterre, St Kitts.

The Articles of Association of St. Kitts Nevis Anguilla Trading and Development Company Limited (TDC) allow for the adjournment of an Annual General Meeting by vote of shareholders if a quorum of five shareholders is present at the time and place scheduled for the meeting. Because of the threat posed by the storm the directors of TDC will establish a quorum and convene the meeting at the appointed time but will propose immediately its adjournment to Monday, August 31, 2015 at 5:00 p.m. at the Conference Room of Ocean Terrace Inn, Fortlands, Basseterre, St. Kitts.

Proxies already submitted by members will be effective for the new date.

**St. Kitts Nevis Anguilla Trading and
Development Company Limited**

Consolidated Financial Statements

October 31, 2015

(expressed in Eastern Caribbean dollars)

St. Kitts Nevis Anguilla Trading and Development Company Limited

Consolidated Statement of Financial Position

As at October 31, 2015

(expressed in Eastern Caribbean dollars)

	October 2015 \$	January 2015 \$
Assets		
Current assets		
Cash and cash equivalents (note 8)	20,620,579	22,352,245
Investment securities (note 9)	55,924,372	53,643,036
Loans to customers (note 10)	88,442,469	15,782,416
Accounts receivable and prepayments (note 11)	38,557,074	33,514,517
Due from related parties (note 13)	901,826	260,001
Inventories (note 12)	49,287,462	47,856,642
Taxation recoverable (note 22)	168,726	228,390
Total current assets	253,902,508	173,637,247
Non-current assets		
Investment securities (note 9)	10,647,893	11,965,321
Loans to customers (note 10)	1,079,887	75,624,608
Accounts receivable and prepayments (note 11)	—	—
Investment in associates (note 15)	8,800,466	8,981,125
Property, plant and equipment (note 16)	149,959,126	144,383,745
Intangible assets (note 17)	251,637	479,726
Deferred tax asset (note 22)	456,775	315,049
Total non-current assets	171,195,784	241,749,574
Total assets	425,098,292	415,386,821
Liabilities		
Current liabilities		
Borrowings (note 18)	33,619,109	50,476,429
Insurance liabilities (note 19)	8,798,658	8,275,919
Customers' deposits (note 20)	101,040,762	84,957,905
Accounts payable and other liabilities (note 21)	48,723,025	44,450,375
Due to related parties (note 13)	663,869	264,958
Provision for taxation (note 22)	1,628,737	2,619,494
Total current liabilities	194,474,160	191,045,080
Non-current liabilities		
Borrowings (note 18)	34,401,049	17,634,159
Customers' deposits (note 20)	—	10,726,789
Accounts payable and other liabilities (note 21)	3,913,552	3,789,623
Deferred tax liability (note 22)	5,224,560	5,296,725
Total non-current liabilities	43,539,162	37,447,296
Total liabilities	238,013,322	228,492,376

St. Kitts Nevis Anguilla Trading and Development Company Limited

Consolidated Statement of Financial Position ...continued


As at October 31, 2015


(expressed in Eastern Caribbean dollars)

	October 2015 \$	January 2015 \$
Shareholders' equity		
Share capital (note 23)	52,000,000	52,000,000
Other reserves (note 24)	59,791,490	59,130,440
Retained earnings	68,182,186	68,405,791
	<u>179,973,676</u>	<u>179,536,231</u>
Non-controlling interests	<u>7,111,294</u>	<u>7,358,214</u>
Total shareholders' equity	<u>187,084,970</u>	<u>186,894,445</u>
Total liabilities and shareholders' equity	<u>425,098,292</u>	<u>415,386,821</u>

The notes on pages 1 to 67 are an integral part of these consolidated financial statements.

Approved for issue by the Board of Directors on [Date].


Chairman


Director

St. Kitts Nevis Anguilla Trading and Development Company Limited

Consolidated Statement of Income

For the period ended October 31, 2015

(expressed in Eastern Caribbean dollars)

	October 2015 \$	January 2015 \$
Revenue	103,883,335	143,673,294
Cost of sales	(73,963,644)	(106,739,428)
Gross profit	29,919,691	36,933,866
Net interest income (note 30)	5,168,267	5,914,433
Net underwriting income	3,252,738	3,861,691
Other income (note 25)	8,055,621	10,277,464
Income before operating expenses	46,396,317	56,987,454
Operating expenses		
Employee costs (note 26)	(19,826,485)	(22,996,155)
General and administrative (note 27)	(13,529,940)	(17,123,962)
Depreciation and amortization (note 28)	(4,043,794)	(4,349,866)
Impairment loss on investments (note 9)	—	—
	(37,400,219)	(44,469,983)
Operating profit	8,996,098	12,517,471
Share of income of associated companies (note 15)	419,340	1,347,341
Finance charges, net (note 29)	(4,031,411)	(3,402,384)
Profit before revaluation loss and income tax	5,384,027	10,462,428
Revaluation loss (note 16)	—	(2,416,550)
Profit before income tax	5,384,027	8,045,878
Income tax expense (note 22)	(2,697,477)	(4,348,482)
Profit for the year	2,686,550	3,697,396
Profit for the year attributable to:		
Parent company	2,936,945	3,665,095
Non-controlling interests	(250,395)	32,301
	2,686,550	3,697,396
Earnings per share		
Basic and diluted per share (note 31)	0.056	0.070

The notes on pages 1 to 67 are an integral part of these consolidated financial statements.

St. Kitts Nevis Anguilla Trading and Development Company Limited
 Consolidated Statement of Comprehensive Income
 For the period ended October 31, 2015

(expressed in Eastern Caribbean dollars)

	October 2015 \$	January 2015 \$
Profit for the year	2,686,550	3,697,396
Other comprehensive income:		
<i>Item that may be reclassified to profit or loss</i>		
Revaluation surplus (note 16)		398,475
Net unrealised fair value gains/(losses) on available-for-sale financial assets (note 9)	104,026	68,329
Prior period adjustment	4	
Total comprehensive income for the year	2,790,580	4,164,200
Total comprehensive income for the year attributable to:		
Parent company	3,037,496	3,407,390
Non-controlling interests	(246,920)	756,810
	2,790,576	4,164,200

The notes on pages 1 to 67 are an integral part of these consolidated financial statements.

St. Kitts Nevis Anguilla Trading and Development Company Limited

Consolidated Statement of Changes in Shareholders' Equity

For the period ended October 31, 2015

(expressed in Eastern Caribbean dollars)

	Parent company				Non-controlling interests	Total
	Share capital	Other reserves	Retained earnings	Subtotal		
Balance at January 31, 2014	\$ 52,000,000	\$ 58,857,815	\$ 67,351,026	\$ 178,208,841	\$ 6,601,404	\$ 184,810,245
Comprehensive income						
Profit for the year	—	—	3,665,095	3,665,095	32,301	3,697,396
Transfer to reserve fund	—	429,691	(429,691)	—	—	—
Transfer to claims equalisation reserve	—	427,712	(427,712)	—	—	—
Revaluation reserve transfer attributable to sale of property	—	(327,073)	327,073	—	—	—
Other comprehensive income						
Revaluation (loss)/surplus	—	(330,333)	—	(330,333)	728,808	398,475
Net unrealised fair value gains/(losses) on available-for-sale financial assets	—	72,628	—	72,628	(4,299)	68,329
Transaction with owners						
Dividends	—	—	(2,080,000)	(2,080,000)	—	(2,080,000)
Balance at January 31, 2015	\$ 52,000,000	\$ 59,130,440	\$ 68,405,791	\$ 179,536,231	\$ 7,358,214	\$ 186,894,445

St. Kitts Nevis Anguilla Trading and Development Company Limited

Consolidated Statement of Changes in Shareholders' Equity ...continued

For the period ended October 31, 2015

(expressed in Eastern Caribbean dollars)

	Parent company					Total \$
	Share capital \$	Other reserves \$	Retained earnings \$	Subtotal \$	Non- controlling interests \$	
Balance at January 31, 2015	52,000,000	59,130,440	68,405,791	179,536,231	7,358,214	186,894,445
Comprehensive income						
Profit for the year	—	—	2,936,945	2,936,945	(250,395)	2,686,550
Prior period adjustment	—	—	4	4	—	4
Transfer to reserve fund	—	258,237	(258,237)	—	—	—
Transfer to claims equalisation reserve	—	302,262	(302,262)	—	—	—
Revaluation reserve transfer attributable to sale of property	—	—	—	—	—	—
Other comprehensive income						
Revaluation (loss)/surplus	—	—	—	—	—	—
Net unrealised fair value gains/(losses) on available-for-sale financial assets	—	100,551	—	100,551	3,475	104,026
Transaction with owners						
Dividends	—	—	(2,600,055)	(2,600,055)	—	(2,600,055)
Balance at October 31, 2015	52,000,000	59,791,490	68,182,186	179,973,676	7,111,294	187,084,970

The notes on pages 1 to 67 are an integral part of these consolidated financial statements.

St. Kitts Nevis Anguilla Trading and Development Company Limited
Consolidated Statement of Cash Flows
For the year ended October 31, 2015

(expressed in Eastern Caribbean dollars)

	October 2015 \$	January 2015 \$
Cash flows from operating activities		
Profit before income tax	5,384,027	8,045,878
Items not affecting cash:		
Depreciation and amortization	5,399,327	5,982,694
Interest expense	4,092,852	4,515,788
Revaluation loss	—	2,416,550
Impairment loss on investments	—	—
Impairment loss on goodwill	—	—
Gain on sales of property and equipment	987	(273,896)
Impairment (recoveries)/losses on receivables	3,377	(503,559)
Dividend income	—	(547,306)
Share of income of associated companies	(419,341)	(1,347,341)
Net interest income	(5,168,267)	(5,914,433)
Operating profit before working capital changes	9,292,962	12,374,375
Cash flows used in operating activities before changes in operating assets and liabilities		
Decrease/(increase) in loans to customers	1,181,350	360,667
Decrease/(increase) in accounts receivable and prepayments	(3,965,913)	156,384
(Increase)/decrease in due from related parties	(641,825)	(65,933)
(Increase)/decrease in inventories	(1,430,820)	(2,006,812)
Increase in insurance liabilities	522,739	340,297
Increase in customers' deposits	5,371,095	4,507,745
Increase/(decrease) in accounts payable and other liabilities	3,550,671	3,689,219
Increase/(decrease) in due to related parties	398,912	228,879
Net cash generated from operating activities before interest receipts and payments and tax	14,279,171	19,584,821
Interest received	5,728,700	6,089,534
Interest paid	(4,262,989)	(4,501,901)
Taxes paid	(3,842,461)	(4,677,106)
Net cash generated from operating activities	11,902,421	16,495,348
Cash flows used in investing activities		
Redemption/(purchase) of investment securities, net	(1,812,045)	2,401,078
Proceeds from sales of property and equipment	604,848	1,923,652
Dividends received	600,000	1,047,306
Proceeds received from liquidation of subsidiary	—	—
Purchase of intangible assets	(32,981)	(201,042)
Purchase of property, plant and equipment	(11,319,471)	(19,599,779)
Net cash flows used in investing activities	(11,959,649)	(14,428,785)

St. Kitts Nevis Anguilla Trading and Development Company Limited
Consolidated Statement of Cash Flows ...*continued*
For the year ended October 31, 2015

(expressed in Eastern Caribbean dollars)

	October 2015 \$	January 2015 \$
Cash flows used in financing activities		
Proceeds from borrowings, net of repayments	925,615	3,890,626
Dividends paid (note 23)	<u>(2,600,055)</u>	<u>(2,080,000)</u>
Net cash flows generated from financing activities	<u>(1,674,440)</u>	1,810,626
Net increase in cash and cash equivalents	(1,731,668)	3,877,189
Cash and cash equivalents at beginning of year	<u>22,352,246</u>	18,475,056
Cash and cash equivalents at end of year	<u>20,620,578</u>	22,352,245

The notes on pages 1 to 67 are an integral part of these consolidated financial statements.

St. Kitts Nevis Anguilla Trading and Development Company Limited

Notes to Consolidated Financial Statements

October 31, 2015

(expressed in Eastern Caribbean dollars)

1 Nature of operations

The Group is engaged in the business of general trading, vehicle sales, auto and equipment rental, hire purchase financing, insurance, consumer and mortgage financing, airline agencies, tour operations, real estate development, hotel operations and shipping.

2 General information and statement of compliance with International Financial Reporting Standards (IFRS)

St. Kitts Nevis Anguilla Trading and Development Company Limited (“the Company”) was incorporated on January 8, 1973 as a public limited company under the Companies Act Chapter 335 of the Laws of St. Kitts and Nevis. The registered office of the Company is situated at Fort Street, Basseterre, St. Kitts. The Company’s shares are listed on the Eastern Caribbean Securities Exchange.

The accompanying consolidated financial statements are the financial statements of the Company and its subsidiaries (collectively referred to as the “Group”). These have been prepared in accordance with IFRS as issued by the International Accounting Standards Board (IASB), under the historical cost convention, as modified by the revaluation of land and buildings and available-for-sale financial assets. The measurement bases are fully described in the summary of accounting policies.

3 Changes in accounting policies

New standards and amendments to standards effective for the financial year beginning February 1, 2015

Certain new standards, interpretations and amendments to existing standards have been published that became effective during the current financial year. The Group has assessed the relevance of such new standards and amendments and has concluded that these will not be relevant. Accordingly, the Group has made no changes to its accounting policies in 2016.

Standards, amendments and interpretations to existing standards that are not yet effective and have not been adopted early by the Group

At the date of authorisation of these consolidated financial statements, certain new standards, and amendments to existing standards have been published by the IASB that are not yet effective, and have not been adopted early by the Group. Information on those expected to be relevant to the Group’s consolidated financial statements is provided below.

Management anticipates that all relevant pronouncements will be adopted in the Group’s accounting policies for the first period beginning after the effective date of the pronouncement. New standards, interpretations and amendments not either adopted or listed below are not expected to have a material impact on the Group’s consolidated financial statements.

- IFRS 9 ‘Financial Instruments’ (2014). The IASB recently released IFRS 9 ‘Financial Instruments’ (2014), representing the completion of its project to replace IAS 39 ‘Financial Instruments: Recognition and Measurement’. The new standard introduces extensive changes to IAS 39’s guidance on the classification and measurement of financial assets and introduces a new ‘expected credit loss’ model for the impairment of financial assets. IFRS 9 also provides new guidance on the application of hedge accounting.

St. Kitts Nevis Anguilla Trading and Development Company Limited

Notes to Consolidated Financial Statements

October 31, 2015

(expressed in Eastern Caribbean dollars)

3 Changes in accounting policies ...continued

Standards, amendments and interpretations to existing standards that are not yet effective and have not been adopted early by the Company ...continued

Management has started to assess the impact of IFRS 9 but is not yet in a position to provide quantified information. At this stage the main areas of expected impact are as follows:

- the classification and measurement of the Group's financial assets will need to be reviewed based on the new criteria that considers the assets' contractual cash flows and the business model in which they are managed;
- an expected credit loss-based impairment will need to be recognised on the Group's accounts receivable and investments in debt-type assets currently classified as AFS unless classified as at fair value through profit or loss in accordance with the new criteria;
- it will no longer be possible to measure equity investments at cost less impairment and all such investments will instead be measured at fair value. Changes in fair value will be presented in profit or loss unless the Group makes an irrevocable designation to present them in other comprehensive income. This will affect the Company's investment in associates if still held on January 1, 2018; and
- if the Group continues to elect the fair value option for certain financial liabilities, fair value movements will be presented in other comprehensive income to the extent those changes relate to the Group's own credit risk.

IFRS 9 is effective for annual reporting periods beginning on or after January 1, 2018.

- IFRS 15 'Revenue from Contracts with Customers'. IFRS 15 presents new requirements for the recognition of revenue, replacing IAS 18 'Revenue', IAS 11 'Construction Contracts', and several revenue-related Interpretations. The new standard establishes a control-based revenue recognition model and provides additional guidance in many areas not covered in detail under existing IFRSs, including how to account for arrangements with multiple performance obligations, variable pricing, customer refund rights, supplier repurchase options, and other common complexities.

IFRS 15 is effective for annual reporting periods beginning on or after January 1, 2018. Management has started to assess the impact of IFRS 15 but is not yet in a position to provide quantified information.

St. Kitts Nevis Anguilla Trading and Development Company Limited

Notes to Consolidated Financial Statements

October 31, 2015

(expressed in Eastern Caribbean dollars)

4 Summary of accounting policies

The consolidated financial statements have been prepared using the significant accounting policies and measurement bases summarized below.

a) Basis of consolidation

The Group financial statements consolidate those of the parent company and all of its subsidiaries as at January 31, 2015. The parent controls a subsidiary if it is exposed, or has rights, to variable returns from its involvement with the subsidiary and has the ability to affect those returns through its power over the subsidiary. All subsidiaries have a reporting date of January 31.

All transactions and balances between the Group companies are eliminated on consolidation, including unrealised gains and losses on transactions between Group companies. Where unrealised losses on intra-group asset sales are reversed on consolidation, the underlying asset is also tested for impairment from a group perspective. Amounts reported in the financial statements of subsidiaries have been adjusted where necessary to ensure consistency with the accounting policies adopted by the Group.

Profit or loss and other comprehensive income of subsidiaries acquired or disposed of during the year are recognised from the effective date of acquisition, or up to the effective date of disposal, as applicable.

Non-controlling interests, presented as part of equity, represent the portion of a subsidiary's profit or loss and net assets that is not held by the Group. The Group attributes total comprehensive income or loss of subsidiaries between the owners of the parent and the non-controlling interests based on their respective ownership interests.

St. Kitts Nevis Anguilla Trading and Development Company Limited

Notes to Consolidated Financial Statements

October 31, 2015

(expressed in Eastern Caribbean dollars)

4 Summary of accounting policies ...continued

b) Investment in associates

Associates are those entities over which the Group is able to exert significant influence but which are not subsidiaries. They are accounted for using the equity method. Under the equity method, the investment in an associate is initially recognised at cost and subsequently adjusted to recognise changes in the Group's share of net assets of the associate since the acquisition date. Goodwill relating to the associate is included in the carrying amount of the investment and is neither amortised nor individually tested for impairment.

The consolidated statement of income reflects the Group's share of the results of operations of the associate. Any change in other comprehensive income of those investees is presented as part of the Group's other comprehensive income. In addition, when there has been a change recognised directly in the equity of the associate, the Group recognises its share of any changes, when applicable, in the consolidated statement of changes in equity. Unrealised gains and losses resulting from transactions between the Group and the associate are eliminated to the extent of the interest in the associate.

The aggregate of the Group's share of profit or loss of an associate is shown on the face of the consolidated statement of income. When necessary, adjustments are made to bring the accounting policies in line with those of the Group.

After application of the equity method, the Group determines whether it is necessary to recognise an impairment loss on its investment in its associate. At each reporting date, the Group determines whether there is objective evidence that the investment in the associate is impaired. If there is such evidence, the Group calculates the amount of impairment as the difference between the recoverable amount of the associate and its carrying value, then recognises the loss as 'Impairment loss on investments' in the consolidated statement of income.

Upon loss of significant influence over an associate or a joint venture, the Group measures and recognises any retained investment at its fair value. Any difference between the carrying amount of the associate upon loss of significant influence or joint control and the fair value of the retained investment and proceeds from disposal is recognised in the consolidated statement of comprehensive income.

c) Foreign currency translation

(i) Functional and presentation currency

The consolidated financial statements are presented in Eastern Caribbean dollars, which is also the functional currency.

(ii) Foreign currency transactions and balances

Foreign currency transactions are translated into the functional currency of the Group, using the exchange rates prevailing at the dates of the transactions (spot exchange rate). Foreign currency gains and losses resulting from the settlement of such transactions and from the remeasurement of monetary items denominated in foreign currency at year-end exchange rates are recognised in the consolidated statement of income.

St. Kitts Nevis Anguilla Trading and Development Company Limited

Notes to Consolidated Financial Statements

October 31, 2015

(expressed in Eastern Caribbean dollars)

4 Summary of accounting policies ...continued

d) Segment reporting

The Group has four main operating segments: general trading, insurance, financing and hotel and restaurant operations. In identifying these operating segments, management generally follows the Group's service lines representing its main products and services.

Each of these operating segments is managed separately as each requires different technologies, marketing approaches and other resources. All inter-segment transfers are carried out at cost.

For management purposes, the Group uses the same measurement policies as those used in its consolidated financial statements. Income taxes are managed and computed on a group-wide basis and are not allocated to operating segments. The Board of Directors monitors the operating results of its business units separately for the purpose of making decisions about resource allocation and performance assessment. Segment performance is evaluated based on profit or loss and is measured consistently with profit or loss in the consolidated financial statements.

e) Revenue recognition

Revenue arises from the sale of goods and the rendering of services. It is measured at the fair value of consideration received or receivable, excluding sales taxes, rebates, and trade discounts. The Group applies the revenue recognition criteria set out below to each separately identifiable component of the sales transaction.

Retail sales

Sale of goods is recognised when the Group has transferred to the buyer the significant risks and rewards of ownership, generally when the customer has taken undisputed delivery of the goods.

Revenue from the sale of goods with no significant service obligation is recognized on delivery of goods and customer acceptance.

When goods are sold together with customer loyalty incentives, the consideration receivable is allocated between the sale of goods and sale of incentives based on their fair values. Revenue from sale of incentives is recognised when they are redeemed by customers in exchange for products supplied by the Group.

Rendering of services

The Group generates revenues from after-sales service and maintenance. Consideration received for these services is initially deferred, included in other liabilities and is recognised as revenue in the period when the service is performed.

In recognising after-sales service and maintenance revenues, the Group considers the nature of the services and the customer's use of the related products, based on historical experience.

St. Kitts Nevis Anguilla Trading and Development Company Limited

Notes to Consolidated Financial Statements

October 31, 2015

(expressed in Eastern Caribbean dollars)

4 Summary of accounting policies ...continued

e) Revenue recognition ...continued

Premium income

Premiums written are accounted for in the year in which the risks are assumed. The unearned portions of premiums and the acquisition cost relating to the period of risk extending beyond the end of the financial year are deferred to subsequent accounting periods. As long as the policy remains in force, the policy premium (revenue) is recognised over the term of the policy using the daily pro-rata method.

Commissions earned on reinsurance premiums ceded are recognised in the consolidated statement of income on the same basis as the underlying reinsurance premiums are expensed.

Interest income

Interest income is reported on an accrual basis using the effective interest method.

Hire purchase sales

Revenue is recognised when the significant risks and rewards of ownership have been transferred to the customer, the associated costs and possible return of goods can be estimated reliably, there is no continuing management involvement with the goods, and the amount of revenue can be measured reliably.

Commission income

If the Group acts in the capacity of an agent rather than as the principal in a transaction, then the revenue recognized is the net amount of commission made by the Group and is recognized when earned.

Dividend income

Dividend income is recognised when the right to receive a dividend is established.

Rental income

The Group also earns rental income from operating leases of its buildings and construction equipment. Rental income is recognised on a straight-line basis over the term of the lease.

Other income

Revenue earned from non-routine services and miscellaneous transactions are categorised as other revenue and recognised on the accrual basis.

f) Expenses

Expenses are recognized in the consolidated statement of income upon utilisation of the service or as incurred. Expenditure for warranties is recognised when the Group incurs an obligation, which is typically when the related goods are sold or services provided.

St. Kitts Nevis Anguilla Trading and Development Company Limited

Notes to Consolidated Financial Statements

October 31, 2015

(expressed in Eastern Caribbean dollars)

4 Summary of accounting policies ...continued

g) Leases

The Group accounts for its leases as follows:

Group as a lessor

Leases wherein the Group substantially transfers to the lessee all risks and benefits incidental to ownership of the leased item are classified as finance leases and are presented as part of accounts receivable at an amount equal to the Group's net investment in the lease. Finance income is recognized based on the pattern reflecting a constant periodic rate of return on the Group's net investment outstanding in respect of the finance lease.

Group as a lessee

Leases which do not transfer to the Group substantially all the risks and benefits of ownership of the asset are classified as operating leases. Operating lease payments (net of any incentive received from the lessor) are recognized as an expense in the consolidated statement of income on a straight-line basis over the lease term. Associated costs, such as repairs and maintenance and insurance, are expensed as incurred.

The Group determines whether an arrangement is, or contains, a lease based on the substance of the arrangement. It makes an assessment of whether the fulfillment of the arrangement is dependent on the use of a specific asset or assets and the arrangement conveys a right to use the asset.

h) Borrowing costs

General and specific borrowing costs directly attributable to the acquisition, construction or production of qualifying assets, which are assets that necessarily take a substantial period of time to get ready for their intended use or sale, are added to the cost of those assets, until such time as the assets are substantially ready for their intended use or sale.

Investment income earned on the temporary investment of specific borrowings pending their expenditure on qualifying assets is deducted from the borrowing costs eligible for capitalization.

All other borrowing costs are recognised in the consolidated statement of income in the period in which they are incurred using the effective interest method.

i) Property, plant and equipment

Land and buildings comprise of mainly the warehouse, offices and retail stores. Land and buildings are shown at fair value, based on periodic (every five years) valuations by external independent valuers, less subsequent depreciation for buildings. Any accumulated depreciation at the date of revaluation is eliminated against the gross carrying amount of the asset, and the net amount is restated to the revalued amount of the asset. All other property, plant and equipment are stated at historical cost less depreciation. Historical cost includes expenditure that is directly attributable to the acquisition of the items.

Subsequent costs are included in the asset's carrying amount or recognised as a separate asset, as appropriate, only when it is probable that future economic benefits associated with the item will flow to the Group and the cost of the item can be measured reliably. All other repairs and maintenance are charged to the consolidated statement of income during the financial period in which they are incurred.

St. Kitts Nevis Anguilla Trading and Development Company Limited

Notes to Consolidated Financial Statements

October 31, 2015

(expressed in Eastern Caribbean dollars)

4 Summary of accounting policies ...continued

i) Property, plant and equipment ...continued

Increases in the carrying amount arising on revaluation of buildings are credited to revaluation reserves in equity. Decreases that offset previous increases of the same asset are charged against reserves directly in equity; all other decreases are charged to the consolidated statement of income.

Land is not depreciated. Depreciation on other assets is calculated using the reducing balance method to allocate the cost of each asset to their residual values over the estimated useful lives using the annual rates below.

Buildings	2%
Computers and equipment	20% - 40%
Construction equipment rentals	40%
Containers	20%
Plant and machinery	20%
Motor vehicles	20%
Furniture and fittings	15%

The assets' residual values and useful lives are reviewed and adjusted if appropriate at each reporting date.

Property, plant and equipment are periodically reviewed for impairment. An asset's carrying amount is written down immediately to its recoverable amount if the asset's carrying amount is greater than its estimated recoverable amount.

Gains and losses on disposals are determined by comparing the proceeds with the carrying amount and are recognised within "Other income" in the consolidated statement of income.

When revalued assets are sold, any amounts included in revaluation reserves are transferred to retained earnings.

j) Intangible assets

Intangible assets of the Group pertain to computer software and goodwill.

Computer software

Acquired computer software is capitalised on the basis of the costs incurred to acquire and bring to use the specific software. Subsequently, these intangible assets are measured at cost less accumulated amortization and any accumulated impairment losses. These costs are amortised over their estimated useful life of three to five years (20% - 30% annual rate). The amortization period and the amortization method used for the computer software are reviewed at each reporting period.

Computer software is assessed for impairment whenever there is an indication that they may be impaired. Changes in the expected useful life or the expected pattern of consumption of future economic benefits embodied in the asset is accounted for by changing the amortization period or method, as appropriate, and are treated as changes in accounting estimates.

Costs associated with maintaining computer software programmes are recognised as an expense when incurred.

St. Kitts Nevis Anguilla Trading and Development Company Limited

Notes to Consolidated Financial Statements

October 31, 2015

(expressed in Eastern Caribbean dollars)

4 Summary of accounting policies ...continued

j) Intangible assets ...continued

Goodwill

Goodwill arises on the acquisition of subsidiaries and represents the excess of the consideration transferred over the Group's interest in net fair value of the net identifiable assets, liabilities and contingent liabilities of the acquiree and the fair value of the non-controlling interest in the acquiree.

For the purpose of impairment testing, goodwill acquired in a business combination is allocated to each of the cash-generating units (CGUs), or groups of CGUs, that is expected to benefit from the synergies of the combination. Each unit or group of units to which the goodwill is allocated represents the lowest level within the entity at which the goodwill is monitored for internal management purposes. Goodwill is monitored at the operating segment level.

Goodwill impairment reviews are undertaken annually or more frequently if events or changes in circumstances indicate a potential impairment. The carrying value of goodwill is compared to the recoverable amount, which is the higher of value in use and the fair value less costs of disposal. Any impairment is recognised immediately as an expense and is not subsequently reversed.

k) Impairment of non-financial assets

Non-financial assets that are subject to depreciation and amortisation are reviewed for impairment whenever events or changes in circumstances indicate that the carrying amount may not be recoverable. An impairment loss is recognised for the amount by which the asset's carrying amount exceeds its recoverable amount. The recoverable amount is the higher of an asset's fair value less costs to sell and value in use.

For the purposes of assessing impairment, assets are grouped at the lowest levels for which there are separately identifiable cash flows (cash-generating units). Non-financial assets other than goodwill that suffered an impairment are reviewed for possible reversal of the impairment at each reporting date.

l) Financial instruments

Recognition, initial measurement and derecognition

Financial assets and financial liabilities are recognised when the Group becomes a party to the contractual provisions of the financial instrument and are measured initially at fair value adjusted for transaction costs, except for those carried at fair value through profit or loss which are measured initially at fair value. Subsequent measurement of financial assets and financial liabilities is described below.

Financial assets are derecognised when the contractual rights to the cash flows from the financial asset expire, or when the financial asset and all substantial risks and rewards are transferred. A financial liability is derecognised when it is extinguished, discharged, cancelled or expires.

Classification and subsequent measurement of financial assets

For the purpose of subsequent measurement, financial assets are classified into the following categories upon initial recognition:

- loans and receivables; and
- Available-for-sale (AFS) financial assets.

St. Kitts Nevis Anguilla Trading and Development Company Limited

Notes to Consolidated Financial Statements

October 31, 2015

(expressed in Eastern Caribbean dollars)

4 Summary of accounting policies ...continued

1) Financial instruments ...continued

Classification and subsequent measurement of financial assets ...continued

All financial assets are reviewed for impairment at least at each reporting date to identify whether there is any objective evidence that a financial asset or a group of financial assets is impaired. Different criteria to determine impairment are applied for each category of financial assets, which are described below.

(i) Loans and receivables

Loans and receivables are non-derivative financial assets with fixed or determinable payments that are not quoted in an active market. After initial recognition, these are measured at amortised cost using the effective interest method, less provision for impairment. Discounting is omitted where the effect of discounting is immaterial. The Group's cash and cash equivalents, loans to customers, accounts receivable, due from related parties, corporate bonds, treasury bills and bonds, and fixed deposits fall into this category of financial instruments.

Individually significant receivables are considered for impairment when they are past due or when other objective evidence is received that a specific counterparty will default. Receivables that are not considered to be individually impaired are reviewed for impairment in groups, which are determined by reference to the industry and region of the counterparty and other shared credit risk characteristics. The impairment loss estimate is then based on recent historical counterparty default rates for each identified group.

(ii) AFS financial assets

AFS financial assets are non-derivative financial assets that are either designated to this category or do not qualify for inclusion in any of the other categories of financial assets. They are included in non-current assets unless the investment matures or management intends to dispose of it within 12 months of the end of the reporting period. The Group's AFS financial assets include quoted and unquoted securities.

Unquoted equity investments are measured at cost, less any impairment charges, as their fair value cannot currently be estimated reliably. Impairment charges are recognised in the consolidated statement of income.

Quoted equity investments are measured at fair value. Gains and losses are recognised in other comprehensive income and reported within the AFS reserve within equity, except for interest and dividend income, impairment losses and foreign exchange differences on monetary assets, which are recognised in the consolidated statement of income. When the asset is disposed of or is determined to be impaired, the cumulative gain or loss recognised in other comprehensive income is reclassified from the equity reserve to the consolidated statement of income. Interest calculated using the effective interest method and dividends are recognised in the consolidated statement of income.

St. Kitts Nevis Anguilla Trading and Development Company Limited
Notes to Consolidated Financial Statements
October 31, 2015

(expressed in Eastern Caribbean dollars)

4 Summary of accounting policies ...continued

1) Financial instruments ...continued

Classification and subsequent measurement of financial assets ...continued

(ii) AFS financial assets ...continued

Reversals of impairment losses for AFS securities are recognised in the consolidated statement of income if the reversal can be objectively related to an event occurring after the impairment loss was recognised. For AFS equity investments, impairment reversals are not recognised in the consolidated statement of income and any subsequent increase in fair value is recognised in other comprehensive income.

Classification and subsequent measurement of financial liabilities

The Group's financial liabilities include borrowings, customers' deposits, accounts payable and other liabilities (except for employee health fund and deferred revenue) and due to related parties.

Financial liabilities are measured subsequently at amortised cost using the effective interest method.

St. Kitts Nevis Anguilla Trading and Development Company Limited

Notes to Consolidated Financial Statements

October 31, 2015

(expressed in Eastern Caribbean dollars)

4 Summary of accounting policies ...continued

l) Financial instruments ...continued

Classes of financial instruments

Financial assets	Loans and receivables	Cash and cash equivalents		Deposits
				Treasury bills
		Loans to customers	Loans to individuals	Commercial loans
				Student loans
				Mortgage loans
				Personal loans
				Mortgage loans
				Commercial loans
		Investment securities	Treasury bills and bonds	Local and regional
			Corporate bonds	Local and regional
	Fixed deposits		Fixed deposits	
	Accounts receivable			
	Due from related parties			
AFS financial assets	Investment securities	Equity securities	Quoted	
			Unquoted	
Financial liabilities	Financial liabilities at amortised cost	Customers' deposits	Deposits from individuals	
			Deposits from corporate entities	
			Deposits other financial institutions	
	Borrowings			
	Accounts payable and other liabilities			
	Due to related parties			
Off-balance sheet financial instruments	Loan commitments			

St. Kitts Nevis Anguilla Trading and Development Company Limited

Notes to Consolidated Financial Statements

October 31, 2015

(expressed in Eastern Caribbean dollars)

4 Summary of accounting policies ...continued

m) Impairment of assets

The Group assesses at the end of each reporting period whether there is objective evidence that a financial asset or group of financial assets is impaired. A financial asset or a group of financial assets is impaired and impairment losses are incurred only if there is objective evidence of impairment as a result of one or more events that occurred after the initial recognition of the asset (a 'loss event') and that loss event (or events) has an impact on the estimated future cash flows of the financial asset or group of financial assets that can be reliably estimated. Evidence of impairment may include indications that the debtors or a group of debtors is experiencing significant financial difficulty, default or delinquency in interest or principal payments, the probability that they will enter bankruptcy or other financial reorganisation, and where observable data indicate that there is a measurable decrease in the estimated future cash flows, such as changes in arrears or economic conditions that correlate with defaults.

The Group first assesses whether objective evidence of impairment exists individually for financial assets that are individually significant, and individually or collectively for financial assets that are not individually significant. If the Group determines that no objective evidence of impairment exists for an individually assessed financial asset, whether significant or not, it includes the asset in a group of financial assets with similar credit risk characteristics and collectively assesses them for impairment. Assets that are individually assessed for impairment and for which an impairment loss is or continues to be recognised are not included in a collective assessment of impairment.

For the loans and receivables category, the amount of the loss is measured as the difference between the asset's carrying amount and the present value of estimated future cash flows (excluding future credit losses that have not been incurred) discounted at the financial asset's original effective interest rate. The carrying amount of the asset is reduced and the amount of the loss is recognised in the consolidated statement of income. If a loan or receivable has a variable interest rate, the discount rate for measuring any impairment loss is the current effective interest rate determined under the contract. As a practical expedient, the Group may measure impairment on the basis of an instrument's fair value using an observable market price.

For the purposes of a collective evaluation of impairment, financial assets are grouped on the basis of similar credit risk characteristics (i.e., on the basis of the Group's grading process that considers asset type, industry, geographical location, past-due status and other relevant factors). Those characteristics are relevant to the estimation of future cash flows for groups of such assets by being indicative of the debtors' ability to pay all amounts due according to the contractual terms of the assets being evaluated.

If, in a subsequent period, the amount of the impairment loss decreases and the decrease can be related objectively to an event occurring after the impairment was recognised (such as an improvement in the debtor's credit rating), the reversal of the previously recognised impairment loss is recognised in the consolidated statement of income.

n) Offsetting financial instruments

Financial assets and liabilities are offset and the net amount reported in the consolidated statement of financial position only when there is a legally enforceable right to offset the recognised amounts and there is intention to settle on a net basis, or to realise the asset and settle the liability simultaneously.

St. Kitts Nevis Anguilla Trading and Development Company Limited

Notes to Consolidated Financial Statements

October 31, 2015

(expressed in Eastern Caribbean dollars)

4 Summary of accounting policies ...continued

o) Insurance contracts

Classification

The Group issues contracts that transfer insurance risk or financial risk or both. Insurance contracts are those contracts that transfer significant insurance risk. Such contracts may also transfer financial risk.

Recognition and measurement

Insurance contracts issued are classified as short-term insurance contracts and long-term insurance contracts with fixed and guaranteed payments.

Short-term insurance contracts

These contracts are property, motor, marine and liability, which are generally one year renewable contracts.

Property insurance contracts mainly compensate the Group's customers for damage suffered to their properties or for the value of property lost. Customers who undertake commercial activities on their premises could also receive compensation for the loss of earnings caused by the inability to use the insured properties in their business activities (business interruption cover).

Motor insurance contracts mainly protect and indemnify the vehicle owner against loss or damage of the motor vehicle and its accessories and spare parts resulting from accidental collision or overturning, fire, external explosion, self-ignition or lightning, burglary, housebreaking or theft and malicious acts.

Marine insurance is designed to cover cargo movements from one location to another by air or sea, usually via commercial shipping or similar conveyances. In some cases, the commodities have to be transported inland first before being carried by air or sea. Perils insured are fire, including lightning, collision, overturning of the vessel and the collapse of bridges and robbery.

For all these contracts, except marine insurance, premiums are recognised as revenue (earned premiums) proportionally over the period of coverage. The portion of premium received on in-force contracts that relates to unexpired risks at the reporting date is reported as the unearned premium liability. Premiums are shown before deduction of commissions and are gross of any taxes or duties levied on premiums.

Claims and loss adjustment expenses are charged to the consolidated statement of income as incurred based on the estimated liability for compensation owed to contract holders or third parties damaged by the contract holders. They include direct and indirect claims settlement costs and arise from events that have occurred up to the reporting date even if they have not yet been reported to the Group. The Group does not discount its liabilities for unpaid claims. Liabilities for unpaid claims are estimated using:

- the input of assessments for individual cases reported to the Group; and
- statistical analyses for the claims incurred but not reported.

These are used to estimate the expected ultimate cost of more complex claims that may be affected by external factors (such as court decisions).

St. Kitts Nevis Anguilla Trading and Development Company Limited

Notes to Consolidated Financial Statements

October 31, 2015

(expressed in Eastern Caribbean dollars)

4 Summary of accounting policies ...continued

o) Insurance contracts ...continued

Recognition and measurement ...continued

Long-term insurance contracts with fixed and guaranteed terms

These contracts insure events associated with human life (for example, death and survival) over a long duration. Premiums are recognized as revenue when they become payable by the contract holder. Premiums are shown before deduction of commission.

Benefits are recorded as an expense when they are incurred.

A liability for contractual benefits that are expected to be incurred in the future is recorded when the premiums are recognized. The liability is determined as the sum of the expected discounted value of the benefit payments and the future administration expenses that are directly related to the contract, less the expected discounted value of the theoretical premiums that would be required to meet the benefits and the administration expenses based on the valuation assumptions used. The liability is based on the assumptions as to mortality, persistency, maintenance expenses and the investment income that are established at the time the contract is issued. A margin for adverse deviation is included in the assumptions.

Reinsurance contracts held

Contracts entered into by the Group with reinsurers under which the Group is compensated for losses on one or more contracts issued by the Group are classified as reinsurance contracts held.

The benefits to which the Group is entitled under its reinsurance contracts held are recognised as reinsurance assets. The reinsurance premiums incurred are deferred and expensed over the period of risk of the underlying contract. These assets consist of short-term balances due from reinsurers as well as longer-term receivables that are dependent on the expected claims and benefits arising under the related reinsured insurance contracts. Amounts recoverable from or due to reinsurers are measured consistently with the amounts associated with the reinsured insurance contracts and in accordance with the terms of each reinsurance contract. Reinsurance liabilities are primarily premiums payable for reinsurance contracts and are recognised as an expense when due.

The Group also assesses its reinsurance assets for impairment. If there is objective evidence that the reinsurance asset is impaired, the Group reduces the carrying amount of the reinsurance asset to its recoverable amount and recognises that impairment loss in the consolidated statement of income. The Group gathers the objective evidence that a reinsurance asset is impaired using the same process adopted for financial assets held at amortised cost. The impairment loss is also calculated following the same method used for these financial assets.

Deferred policy acquisition costs (DAC)

Acquisition costs comprise the direct expenses such as commissions of acquiring insurance policies written during the financial year.

Commissions and other acquisition costs that vary with and are related to securing new policies and renewing existing policies are capitalised as DAC. The DAC is subsequently amortised over the terms of the policies as premium is earned. All other costs are recognised as expenses when incurred.

St. Kitts Nevis Anguilla Trading and Development Company Limited

Notes to Consolidated Financial Statements

October 31, 2015

(expressed in Eastern Caribbean dollars)

4 Summary of accounting policies ...continued

o) Insurance contracts ...continued

Liability adequacy test

At each reporting date, liability adequacy tests are performed to ensure the adequacy of the contract liabilities net of related DAC assets. In performing these tests, current best estimates of future contractual cash flows and claims handling and administration expenses, as well as investment income from the assets backing such liabilities are used. Any deficiency is immediately charged to the consolidated statement of income initially by writing off DAC and by subsequently establishing a provision for losses arising from liability adequacy tests (the unexpired risk provision).

Receivables and payables related to insurance contracts

Receivables and payables are recognised when due. These include amounts due to and from agents, brokers and insurance contract holders.

If there is objective evidence that an insurance receivable is impaired, the Group reduces the carrying amount of the insurance receivable accordingly and recognises that impairment loss in the consolidated statement of income. The Group gathers the objective evidence that an insurance receivable is impaired using the same process adopted for financial assets held at amortised cost. The impairment loss is also calculated under the same method used for these financial assets.

Salvage and subrogation reimbursements

Some insurance contracts permit the Group to sell (usually damaged) property acquired in settling a claim (for example, salvage). The Group may also have the right to pursue third parties for payment of some or all costs (for example, subrogation).

Estimates of salvage recoveries are included as an allowance in the measurement of the insurance liability for claims, and salvage property is recognised in other assets until the liability is settled. The allowance is the amount that can reasonably be recovered from the disposal of the property.

Subrogation reimbursements are also considered as an allowance in the measurement of the insurance liability for claims and are recognised in other assets until the liability is settled. The allowance is the amount of the assets that can be recovered from the action against the liable third party.

p) Inventories

Inventories are stated at the lower of cost and net realisable value. Cost is determined using the weighted-average method. Net realisable value is the estimated selling price in the ordinary course of business, less applicable variable selling expenses.

q) Income taxes

Tax expense recognised in the consolidated statement of income comprises the sum of deferred tax and current tax not recognised in other comprehensive income or directly in equity.

St. Kitts Nevis Anguilla Trading and Development Company Limited

Notes to Consolidated Financial Statements

October 31, 2015

(expressed in Eastern Caribbean dollars)

4 Summary of accounting policies ...continued

q) Income taxes ...continued

Current income tax assets and/or liabilities comprise those obligations to, or claims from, fiscal authorities relating to the current or prior reporting periods, that are unpaid at the reporting date. Current tax is payable on taxable profit, which differs from profit or loss in the consolidated financial statements. Calculation of current tax is based on tax rates and tax laws that have been enacted or substantively enacted by the end of the reporting period.

Deferred income taxes are calculated using the liability method on temporary differences between the carrying amounts of assets and liabilities and their tax bases. However, deferred tax is not provided on the initial recognition of an asset or liability unless the related transaction is a business combination or affects tax or accounting profit.

Deferred tax assets and liabilities are calculated, without discounting, at tax rates that are expected to apply to their respective period of realisation, provided those rates are enacted or substantively enacted by the end of the reporting period.

Deferred tax assets are recognised to the extent that it is probable that the underlying tax loss or deductible temporary difference will be utilised against future taxable income. This is assessed based on the Group's forecast of future operating results, adjusted for significant non-taxable income and expenses and specific limits on the use of any unused tax loss or credit. Deferred tax liabilities are always provided for in full.

Premium tax rate

Insurers are subject to tax on premium revenues generated in certain jurisdictions. The principal rate of premium tax is 5% for general insurance and nil for life insurance.

Income tax rate

The Group is subject to corporate income taxes of 33%.

r) Cash and cash equivalents

Cash and cash equivalents comprise cash on hand and current accounts, together with other short-term, highly liquid investments that are readily convertible into known amounts of cash and which are subject to an insignificant risk of changes in value.

s) Equity, reserves and dividend payments

Share capital represents the proceeds of shares that have been issued.

Revaluation reserve for property comprises unrealised gains and losses from revaluing land and buildings. Revaluation reserve for AFS financial assets comprises unrealised gains and losses relating to these types of financial instruments (see note 24).

St. Kitts Nevis Anguilla Trading and Development Company Limited

Notes to Consolidated Financial Statements

October 31, 2015

(expressed in Eastern Caribbean dollars)

4 Summary of accounting policies ...continued

s) Equity, reserves and dividend payments ...continued

Claims equalisation reserve represents cumulative amounts appropriated from the retained earnings of St. Kitts-Nevis Insurance Company Limited based on the discretion of the Company's Board of Directors as part of the Company's risk management strategies to mitigate against catastrophic events. These reserves are in addition to the catastrophe reinsurance cover.

The statutory reserve fund represents the reserve created by St. Kitts-Nevis Finance Company Limited under Section 14 sub-section (1) of the Banking Act 1991 of Saint Christopher and Nevis, No. 6 of 1991, which states that every licensed financial institution shall maintain a reserve fund and shall, out of its net profits of each year, transfer to that fund a sum equal to not less than twenty percent of such profits whenever the amount of the reserve fund is less than a hundred percent of the paid-up or, as the case may be, assigned capital of the financial institution.

Retained earnings includes all current and prior period retained profits as reported in the consolidated statement of income.

All transactions with shareholders of the parent company are recorded separately within equity.

Dividend distributions payable to equity shareholders are included in other liabilities when the dividends have been approved in a general meeting prior to the reporting date.

t) Employee benefits

Post – employment benefit – defined contribution plan

The Group pays a fixed percentage into the TDC Pension Savings Plan for individual employees. The Group has no legal or constructive obligations to pay contributions beyond its fixed percentage contributions, which are recognised as an expense in the period that relevant employee services are received.

Short-term employee benefits

Short-term employee benefits, including holiday entitlement, are current liabilities measured at the undiscounted amount that the Group expects to pay as a result of the unused entitlement.

u) Provisions, contingent assets and contingent liabilities

Provisions for product warranties, legal disputes, onerous contracts or other claims are recognised when the Group has a present legal or constructive obligation as a result of a past event, it is probable that an outflow of economic resources will be required from the Group and amounts can be estimated reliably. Timing or amount of the outflow may still be uncertain.

Provisions are measured at the estimated expenditure required to settle the present obligation, based on the most reliable evidence available at the reporting date, including the risks and uncertainties associated with the present obligation. Where there are a number of similar obligations, the likelihood that an outflow will be required in settlement is determined by considering the class of obligations as a whole. Provisions are discounted to their present values, where the time value of money is material.

St. Kitts Nevis Anguilla Trading and Development Company Limited

Notes to Consolidated Financial Statements

October 31, 2015

(expressed in Eastern Caribbean dollars)

4 Summary of accounting policies ...continued

u) Provisions, contingent assets and contingent liabilities ...continued

Any reimbursement that the Group can be virtually certain to collect from a third party with respect to the obligation is recognised as a separate asset. However, this asset may not exceed the amount of the related provision.

No liability is recognised if an outflow of economic resources as a result of present obligations is not probable. Such situations are disclosed as contingent liabilities unless the likelihood of an outflow of resources is remote.

v) Events after the reporting date

Post year-end events that provide additional information about the Group's consolidated financial position at the reporting date (adjusting events) are reflected in the consolidated financial statements. Post year-end events that are not adjusting events are disclosed in the notes to the consolidated financial statements when material.

w) Customer loyalty programmes

The Group operates a loyalty programme where customers accumulate points for purchases made which entitle them to discounts on future purchases. The award points, which are calculated as 1% of the fair value of the consideration received, are initially recognised at the time of purchase within the consolidated statement of income.

x) Earnings per share

Basic earnings per share are determined by dividing profit by the weighted average number of ordinary shares outstanding during the period after giving retroactive effect to stock dividends declared, stock splits and reverse stock splits during the period, if any.

Diluted earnings per share are computed by adjusting the weighted average number of ordinary shares outstanding to assume conversion of dilutive potential shares. Currently, the Group does not have dilutive potential shares outstanding, hence, the diluted earnings per share is equal to the basic earnings per share.

y) Significant management judgment in applying accounting policies and estimation uncertainty

When preparing the consolidated financial statements, management makes a number of judgements, estimates and assumptions about the recognition and measurement of assets, liabilities, income and expenses. Estimates and judgements are continually evaluated and are based on historical experience and other factors, including expectations of future events that are believed to be reasonable under the circumstances. Actual results may be substantially different.

a) *Estimated impairment losses on accounts receivable*

The Group maintains an allowance for impairment on accounts receivable at a level considered adequate to provide for uncollectible accounts receivable. The level of this allowance is evaluated by the Group on the basis of factors that affect the collectability of the accounts. These factors include, but are not limited to, the length of the Group's relationship with debtors, their payment behaviour and

St. Kitts Nevis Anguilla Trading and Development Company Limited

Notes to Consolidated Financial Statements

October 31, 2015

(expressed in Eastern Caribbean dollars)

4 Summary of accounting policies ...continued

y) Significant management judgment in applying accounting policies and estimation uncertainty

...continued

a) Estimated impairment losses on accounts receivable ...continued

known market factors. The Group reviews the age and status of receivables, and identifies accounts that are to be provided with allowance on a continuous basis. The amount and timing of recorded expenses for any period would differ if the Group made different judgements or utilised different estimates. An increase in the Group's allowance for impairment loss on accounts receivable would increase the Group's recorded operating expenses and decrease current assets.

b) Impairment losses on loans

The Group reviews its loan portfolios to assess impairment on a periodic basis. In determining whether an impairment loss should be recorded in the consolidated statement of income, the Group makes judgements as to whether there is any observable data indicating that there is a measurable decrease in the estimated future cash flows from a portfolio of loans before the decrease can be identified with an individual loan in that portfolio. This evidence may include observable data indicating that there has been an adverse change in the payment status of borrowers, or local economic conditions that correlate with defaults on assets in the Group. Management uses estimates based on historical loss experience for assets with credit risk characteristics and objective evidence of impairment similar to those in the portfolio when scheduling its future cash flows. The methodology and assumptions used for estimating both the amount and timing of future cash flows are reviewed regularly to reduce any differences between loss estimates and actual loss experience. To the extent that the net present value of estimated cash flows differs by +/-5 percent, the provision would be estimated \$236,567 higher or \$273,157 lower respectively (2015: \$404,621 higher or \$447,500 lower, respectively).

c) Estimated impairment of inventories

Management recognises a provision for inventory losses when the realisable values of inventory items become lower than cost due to obsolescence or other causes. Obsolescence is based on the physical condition of inventory items. Obsolescence is also established when inventory items can no longer be utilised. Obsolete goods when identified are charged to the consolidated statement of income. The Group believes such estimates represent a fair charge of the level of inventory losses in a given year. The Group's policy is to review on an annual basis the condition of its inventory.

d) Income taxes

The Group is subject to income taxes in St. Kitts and Nevis. Significant judgment is required in determining the provision for income taxes. There are many transactions and calculations for which the ultimate tax determination is uncertain. The Group recognises liabilities for anticipated tax audit issues based on estimates of whether additional taxes will be due. Where the final tax outcome of these matters is different from the amounts that were initially recorded, such differences will impact the current and deferred income tax assets and liabilities in the period in which such determination is made.

St. Kitts Nevis Anguilla Trading and Development Company Limited

Notes to Consolidated Financial Statements

October 31, 2015

(expressed in Eastern Caribbean dollars)

4 Summary of accounting policies ...continued

y) Significant management judgment in applying accounting policies and estimation uncertainty ...continued

e) Valuation of property

The Group utilizes professional valuers to determine the value of its properties. Valuations are determined through the application of different valuation methods which are all sensitive to the underlying assumptions chosen.

f) The ultimate liability arising from claims made under insurance contracts

The estimation of the ultimate liability arising from claims incurred under property and casualty insurance contracts is subject to several sources of uncertainty that need to be considered in determining the amount that the insurer will ultimately pay for such claims. Provisions are made at the year-end for the estimated cost of claims incurred but not settled at the reporting date, including the cost of claims incurred but not yet reported to the Group. The estimated cost of claims includes expenses to be incurred in settling claims and a deduction for the expected value of salvage and other recoveries. The Group takes all reasonable steps to ensure that it has appropriate information regarding its claims exposures. These are determined based upon previous claims experience, knowledge of events and the terms and conditions of the relevant policies and on interpretation of circumstances. Particularly relevant is experience with similar cases and historical payment trends. The approach also includes the consideration of the development of loss payment trends, the levels of unpaid claims, legislative changes, judicial decisions, economic conditions and changes in medical condition of claimants. However, given the uncertainty in establishing claims provisions, it is likely that the final outcome will prove to be different from the original liability established.

The estimation of claims incurred but not reported ("IBNR") is generally subject to a greater degree of uncertainty than the estimation of the cost of settling claims already notified to the Group, where more information about the claim event is generally available. Claims IBNR may often not be apparent to the insurer until many years after the event giving rise to the claims has happened.

If the IBNR rates were adjusted by +/- 1%, the change in the consolidated statement of income would be to decrease or increase reported profits by approximately -/+\$_____.

Management engages loss adjusters and independent actuaries, either to assist in making or to confirm the estimate of claim liabilities. The ultimate liability arising from claims incurred under property and casualty insurance contracts may be mitigated by recovery arising from reinsurance contracts held.

5 Financial risk management

a) Financial risk factors

The Group's activities expose it to a variety of financial risks: market risk (including foreign currency risk, interest rate risk and price risk), credit risk and liquidity risk. The Group has not entered into forward contracts to reduce risk exposures. The Group's risk management focuses on actively seeking to minimise potential adverse effects on its financial performance.

St. Kitts Nevis Anguilla Trading and Development Company Limited

Notes to Consolidated Financial Statements

October 31, 2015

(expressed in Eastern Caribbean dollars)

5 Financial risk management ...continued

a) Financial risk factors ...continued

The Group's risk management is coordinated with the Board of Directors, and focuses on actively securing the Group's short to medium-term cash flows by minimising the exposure to financial markets. Long-term financial investments are managed to generate lasting returns.

The Group does not actively engage in the trading of financial assets for speculative purposes nor does it write options. The most significant financial risks to which the Group is exposed are described below.

i) Market risk

1) Foreign currency risk

The Group conducts its operations primarily in Eastern Caribbean dollars; however, some transactions are executed in various other currencies, mainly United States Dollars. Foreign currency risk arises when future commercial transactions and recognised assets and liabilities are denominated in a currency that is not the entity's functional currency. The exchange rate of the Eastern Caribbean dollar (EC\$) to the United States dollar (US\$) has been formally pegged at EC\$2.70 = US\$1.00 since July 1976, hence management considers foreign currency risk not to be significant.

2) Cash flow and fair value interest rate risk

The Group's interest rate risk arises primarily from net interest bearing liabilities held with financial institutions with respect to the bank overdraft, customer deposits and long-term borrowings. Borrowings issued at variable rates expose the Group to cash flow interest rate risk. Borrowings issued at fixed rates expose the Group to fair value interest rate risk. The bank overdraft and the long-term borrowings bear fixed interest rates of 6.5% - 9% and 5% - 7% respectively; which exposes the Group to fair value interest rate risk. To manage interest rate risk, the Group negotiates the best rates possible and where possible considers factors such as refinancing, reviewing options and alternative financing.

Management does not believe significant interest rate risk exists at October 31, 2015. If interest rates on the Group's financial instruments were 1% higher or 1% lower with all other variables held constant, the impact on consolidated net income for the year would have been insignificant.

3) Price risk

The Group is exposed to equity securities price risk because of equity investments held by the Group and classified in the consolidated statement of financial position as AFS financial assets. The Group's portfolio includes securities that are quoted on the Eastern Caribbean Securities Exchange, and its exposure to equity securities price risk is not material because the total of these securities is insignificant in relation to its consolidated statement of financial position and because of the limited volatility in this market. The Group does not hold equity securities that are quoted on the world's major securities markets. If market prices as at October 31, 2015 had been 10% higher/lower with all other variables held constant, the change in equity securities would have been insignificant.

St. Kitts Nevis Anguilla Trading and Development Company Limited

Notes to Consolidated Financial Statements

October 31, 2015

(expressed in Eastern Caribbean dollars)

5 Financial risk management ...continued

a) Financial risk factors ...continued

ii) Credit risk

Credit risk arises from the possibility that counterparties may default on their obligations to the Group. The Group's credit risk arises from cash at banks, as well as credit exposures to customers and receivables. Cash at banks are only held with well-known reputable banks and financial institutions. If no independent rating exists for customers, management assesses the credit quality of customers on an individual basis, taking into account their financial position, credit history and other factors. The utilization of credit limits is regularly monitored. Services rendered to customers are settled primarily in cash and cheques.

The Group has made adequate allowance for impairment for any potential credit losses and the amount of the Group's maximum exposure to credit risk is indicated by the carrying amount of its financial assets.

	October 2015 \$	January 2015 \$
Cash at banks and cash equivalents	20,523,843	22,280,700
Investment securities	66,572,265	65,608,357
Loans to customers	89,522,356	91,407,024
Accounts receivable	28,635,992	29,408,830
Due from related parties	901,826	260,001
	<u>206,156,282</u>	<u>208,964,912</u>

The Group continuously monitors defaults of customers and other counterparties, identified either individually or by groups of similar customers, and incorporates this information into its credit risk controls. Where available at reasonable cost, external credit ratings and/or reports on customers and other counterparties are obtained and used. The Group's policy is to deal only with creditworthy counterparties. The Group's management considers that all of the above financial assets that are not impaired or past due for each of the January 31 reporting dates under review are of good credit quality.

At January 31, the Group has certain accounts receivable that have not been settled by the contractual due date but are not considered to be impaired. The amounts at January 31, analysed by the length of time past due are disclosed in note 11.

In respect of accounts receivable, the Group is not exposed to any significant credit risk exposure to any single counterparty or any group of counterparties having similar characteristics. Accounts receivable consist of a large number of customers in various industries and geographical areas. Based on historical information about customer default rates management considers the credit quality of accounts receivable that are not past due or impaired to be good.

St. Kitts Nevis Anguilla Trading and Development Company Limited
Notes to Consolidated Financial Statements
October 31, 2015

(expressed in Eastern Caribbean dollars)

5 Financial risk management ...continued

a) Financial risk factors ...continued

ii) Credit risk ...continued

The credit risk for cash and cash equivalents, fixed deposits, corporate bonds and treasury bills and bonds is considered negligible, since the counterparties are well-known reputable institutions.

No impairment loss has been recorded in relation to the Group's cash and cash equivalents, fixed deposits, corporate bonds and treasury bills and bonds.

Loans to customers

Loans to customers are summarised as follows:

	October 2015 \$	January 2015 \$
Neither past due nor impaired	84,416,254	85,304,626
Past due but not impaired	2,107,762	2,198,452
Impaired	6,692,265	7,171,427
Gross loans to customers	93,216,281	94,674,505
Interest receivable	302,304	229,846
Unearned interest	(441,478)	-
Less: allowance for impairment losses	(3,554,751)	(3,497,327)
Net loans	89,522,356	91,407,024
Specific provision	3,229,561	2,738,240
Inherent risk provision	325,190	759,087
Allowance for impairment losses	3,554,751	3,497,327

St. Kitts Nevis Anguilla Trading and Development Company Limited
Notes to Consolidated Financial Statements
October 31, 2015

(expressed in Eastern Caribbean dollars)

5 Financial risk management ...continued

a) Financial risk factors ...continued

ii) Credit risk ...continued

Loans to customers ...continued

(a) Loans to customers neither past due nor impaired

The credit quality of the portfolio of loans and advances that were neither past due nor impaired can be assessed by reference to the internal rating system adopted by the Group. Gross amounts of loans and advances by class to customers that were neither past due nor impaired were as follows:

	October 2015 \$	January 2015 \$
Home construction	33,638,353	32,987,375
Vehicle	17,197,906	14,664,858
Land and property	14,715,788	12,646,545
Refinanced mortgage	11,230,027	10,624,041
Consumer	7,504,118	8,293,476
Promotional	2,395,557	2,993,905
Education	1,204,088	1,236,784
Vacation	1,203,366	1,215,924
Government	406,032	445,572
Medical	166,294	196,146
	89,661,530	85,304,626

(b) Loans to customers past due but not impaired

Loans and advances past due are not considered impaired unless other information is available to indicate the contrary. Gross amounts of loans and advances by class to customers that were past due but not impaired were as follows:

	October 2015 \$	January 2015 \$
Past due up to 3 months	523,230	919,863
Past due 3 – 6 months	576,038	292,688
Past due 6 – 12 months	96,354	92,582
Over 12 months	912,139	893,319
	2,107,762	2,198,452

St. Kitts Nevis Anguilla Trading and Development Company Limited
Notes to Consolidated Financial Statements
October 31, 2015

(expressed in Eastern Caribbean dollars)

5 Financial risk management ...continued

a) Financial risk factors ...continued

ii) Credit risk ...continued

Loans to customers ...continued

(c) Loans to customers individually impaired

The individually impaired loans and advances to customers before taking into consideration the cash flows from collateral held is \$6,692,265 (2015: \$7,171,427). Loans written-off for the year is \$267,766 (2015: \$271,913).

The breakdown of the gross amount of individually impaired loans and advances by class, along with the fair value of related collateral held as security is as follows:

	October 2015 \$	January 2015 \$
Land and property	1,880,097	2,616,843
Home construction	1,852,456	1,856,260
Refinanced mortgage	1,872,042	1,608,888
Vehicle	346,844	388,572
Education	413,591	323,141
Consumer	200,109	258,422
Vacation	89,697	88,379
Promotional	37,428	30,922
Total	6,692,265	7,171,427
Fair value of collateral	12,561,620	13,482,870

(d) Loans and advances renegotiated

Restructuring activities include extended payment arrangements, modification and deferred payments. Following restructuring, a previously overdue account is reset to a normal status and managed together with other similar accounts. Restructuring policies and practices are based on indicators of criteria which, in the judgement of management, indicate that payment will most likely continue. These policies are kept under continuous review. Restructuring is most commonly applied to term loans, in particular customer finance loans.

As at October 31, 2015, renegotiated loans that would otherwise be past due or impaired totalled \$591,149 (2015: \$619,887).

(e) Repossessed collateral

Repossessed properties are sold as soon as practicable, with the proceeds used to reduce the outstanding indebtedness. Repossessed collaterals of the Group amounted to \$358,656 and \$1,024,364 as at October 31, 2015 and January 31, 2015, respectively.

St. Kitts Nevis Anguilla Trading and Development Company Limited

Notes to Consolidated Financial Statements

October 31, 2015

(expressed in Eastern Caribbean dollars)

5 Financial risk management ...continued

a) Financial risk factors ...continued

ii) Credit risk ...continued

Geographic

Substantially all of the Group's counterparties are located within St. Kitts and Nevis and the Eastern Caribbean region.

iii) Liquidity risk

Liquidity risk is the risk that the Group might be unable to meet its obligations. The Group manages its liquidity needs by monitoring scheduled debt servicing payments for long-term financial liabilities as well as forecasts of cash inflows and outflows due in day-to-day business. The data used for analysing these cash flows is consistent with that used in the contractual maturity analysis below. Liquidity needs are monitored in various time bands, on a day-to-day and week-to-week basis, as well as on the basis of a rolling 30-day projection. Long-term liquidity needs for a 180 - day and a 360 - day lookout period are identified monthly. Net cash requirements are compared to available borrowing facilities in order to determine headroom or any shortfalls. This analysis shows that available borrowing facilities are expected to be sufficient over the lookout period.

The Group's objective is to maintain cash and marketable securities to meet its liquidity requirements for 30-day periods at a minimum. This objective was met for the reporting periods. Funding for long-term liquidity needs is additionally secured by an adequate amount of committed credit facilities.

The table below analyses the Group's financial liabilities and assets in relevant maturity groupings based on the remaining period at the reporting date at the consolidated statement of financial position date to the contractual maturity date, and represent the contractually undiscounted cash flows:

	Within 1 year \$	Between 1 and 5 years \$	More than 5 years \$	Total \$
As at October 31, 2015				
<i>Financial liabilities</i>				
Borrowings	33,619,109	18,222,210	16,178,839	68,020,158
Customers' deposits	91,348,812	5,197,397	5,964,114	102,510,323
Accounts payable and other liabilities	46,032,870	—	—	46,032,870
Due to related parties	663,869	—	—	663,869
Total financial liabilities	171,664,660	23,419,607	22,142,953	217,227,220
<i>Financial assets</i>				
Cash and cash equivalents	20,620,579	—	—	20,620,579
Investment securities	59,275,925	7,296,340	—	66,572,265
Loans to customers	88,442,469	703,234	376,653	89,522,356
Accounts receivable	28,635,992	—	—	28,635,992
Due from related parties	901,826	—	—	901,826
Total financial assets	197,876,791	7,999,574	376,653	206,253,018
Net liquidity gap	26,212,131	(15,420,033)	(21,766,300)	(10,974,202)

St. Kitts Nevis Anguilla Trading and Development Company Limited
Notes to Consolidated Financial Statements
October 31, 2015

(expressed in Eastern Caribbean dollars)

5 Financial risk management ...continued

a) Financial risk factors ...continued

iii) Liquidity risk ...continued

	Within 1 year \$	Between 1 and 5 years \$	More than 5 years \$	Total \$
As at January 31, 2015				
<i>Financial liabilities</i>				
Borrowings	50,993,872	5,481,644	16,987,460	73,462,976
Customers' deposits	86,614,177	5,502,982	5,537,946	97,655,105
Accounts payable and other liabilities	42,419,123	—	—	42,419,123
Due to related parties	264,958	—	—	264,958
Total financial liabilities	180,292,130	10,984,626	22,525,406	213,802,162
<i>Financial assets</i>				
Cash and cash equivalents	22,352,245	—	—	22,352,245
Investment securities	53,643,036	11,965,321	—	65,608,357
Loans to customers	15,782,416	36,455,388	39,169,220	91,407,024
Accounts receivable	29,408,830	—	—	29,408,830
Due from related parties	260,001	—	—	260,001
Total financial assets	121,446,528	48,420,709	39,169,220	209,036,457
Net liquidity gap	(58,845,602)	37,436,083	16,643,814	(4,765,705)

6 Management of insurance and financial risk

a) Insurance risk

The risk under any one insurance contract is the possibility that the insured event occurs and the uncertainty of the amount of the resulting claim. By the very nature of an insurance contract, this risk is random and therefore unpredictable.

To limit the Group's exposure of potential loss on an insurance policy, the Group cedes certain levels of risk to a reinsurer. The Group selects reinsurers which have a well-established capability to meet their contractual obligations and which generally have high credit ratings.

For its property risks, the Group uses excess of loss catastrophe reinsurance treaty to obtain reinsurance coverage. Catastrophe reinsurance is obtained for multiple claims arising from one event or occurring within a specified time period. However, treaty limits may apply and may expose the insurer to further claim exposure.

For a portfolio of insurance contracts where the theory of probability is applied to pricing and provisioning, the principal risk that the Group faces under its insurance contracts is that the actual claims and benefits payments exceed the carrying amount of the insurance liabilities. This could occur because of the frequency or severity of claims and if benefits payments are greater than estimated. Insurance events are random and the actual number and amount of claims and benefits will vary from year to year from the estimate.

St. Kitts Nevis Anguilla Trading and Development Company Limited

Notes to Consolidated Financial Statements

October 31, 2015

(expressed in Eastern Caribbean dollars)

6 Management of insurance and financial risk ...continued

a) Insurance risk ...continued

The concentration of insurance risk before and after reinsurance by risk category is summarised below, with reference to the carrying amount of the insurance liabilities (gross and net of reinsurance) arising from insurance contracts:

Type of risk	October 2015		January 2015	
	Gross \$	Net \$	Gross \$	Net \$
Motor	2,678,063	2,678,063	2,412,168	2,412,168
Property	543,000	43,000	85,439	85,439
	3,221,063	2,721,063	2,497,607	2,497,607
Add:				
Claims incurred but not reported	310,000	310,000	310,000	310,000
Unallocated loss adjustment expenses	156,000	156,000	156,000	156,000
	3,687,063	3,187,063	2,963,607	2,963,607

i) Property insurance

Property insurance contracts are underwritten using the following main risk categories: fire, business interruption, weather damage and theft.

Frequency and severity of claims

For property insurance contracts, climatic changes may give rise to more frequent and severe extreme weather events (for example, flooding, hurricanes, earthquakes, etc.), and may increase the frequency and severity of claims and their consequences. The Group manages these risks through its underwriting strategy, adequate reinsurance arrangements and proactive claims handling.

The Group has the right to re-price the risk on renewal. It also has the ability to impose deductibles and reject fraudulent claims. These contracts are underwritten by reference to the commercial replacement value of the properties and contents insured, and claim payment limits are always included to cap the amount payable on occurrence of the insured event. Cost of rebuilding properties, of replacement or indemnity for contents and time taken to restart operations for business interruption are the key factors that influence the level of claims under these policies. The greatest likelihood of significant losses on these contracts arises from fire, hurricane and earthquake damage. The Group has reinsurance cover for such damage to limit losses to \$0.250 million in any one occurrence, per individual property risk.

Sources of uncertainty in the estimation of future claim payments

Claims on property contracts are payable on a claims-occurrence basis. The Group is liable for all insured events that occurred during the term of the contract even if the loss is discovered after the end of the contract term. There are several variables that affect the amount and timing of cash flows from these contracts. The compensation paid on these contracts is the monetary awards granted for property damage caused by insured perils as stated in the contract of insurance.

St. Kitts Nevis Anguilla Trading and Development Company Limited
Notes to Consolidated Financial Statements
October 31, 2015

(expressed in Eastern Caribbean dollars)

6 Management of insurance and financial risk ...continued

a) Insurance risk ...continued

i) Property insurance ...continued

Sources of uncertainty in the estimation of future claim payments ...continued

The estimated costs of claims include direct expenses to be incurred in settling claims. The Group takes all reasonable steps to ensure that it has appropriate information regarding its claims exposures. Property claims are less sensitive as the shorter settlement period for these claims allows the Group to achieve a higher degree of certainty about the estimated cost of claims. However, given the uncertainty in establishing claims provisions, it is likely that the final outcome will prove to be different from the original liability established. The liability for these contracts comprises a provision for incurred but not reported (IBNR) and a provision for reported claims not yet paid (outstanding claims) at the reporting date.

ii) Casualty insurance

The Group's casualty insurance is motor, marine and liability insurance.

Frequency and severity of claims

The frequency and severity of claims can be affected by several factors. The most significant is the number of cases coming to Court that have been inactive or latent for a long period of time. Estimated inflation is also a significant factor due to the long period required to settle these cases.

The Group manages these risks through its underwriting strategy, adequate reinsurance arrangements and proactive claims handling.

Underwriting limits are in place to enforce appropriate risk selection criteria. For example, the Group has the right not to renew individual policies, it can impose deductibles and it has the right to reject the payment of a fraudulent claim. Furthermore, the Group's strategy limits the total exposure to the Group by the use of reinsurance treaty arrangements. The reinsurance arrangements include excess of loss cover. The effect of such reinsurance arrangements is that the Group should not suffer total net insurance loss of more than \$0.500 million per risk for casualty insurance.

Sources of uncertainty in the estimation of future claim payments

Claims on casualty contracts are payable on a claims-occurrence basis. The Group is liable for all insured events that occurred during the term of the contract even if the loss is discovered after the end of the contract term. As a result, casualty and financial risk claims are settled over a longer period of time. There are several variables that affect the amount and timing of cash flows from these contracts. These mainly relate to the inherent risks of the business activities carried out by individual contract holders and the risk management procedures they adopted. The compensation paid on these contracts is the monetary awards granted for bodily injury suffered by employees (for employers' liability covers). Such awards are lump-sum payments that are calculated as the present value of the lost earnings and rehabilitation expenses that the injured party will incur because of the accident.

St. Kitts Nevis Anguilla Trading and Development Company Limited

Notes to Consolidated Financial Statements

October 31, 2015

(expressed in Eastern Caribbean dollars)

6 Management of insurance and financial risk ... *continued*

a) Insurance risk ...*continued*

ii) Casualty insurance ...*continued*

Sources of uncertainty in the estimation of future claim payments ...continued

The estimated cost of claims includes direct expenses to be incurred in settling claims, net of the expected subrogation value and other recoveries. The Group takes all reasonable steps to ensure that it has appropriate information regarding its claims exposures. However, given the uncertainty in establishing claims provisions, it is likely that the final outcome will prove to be different from the original liability established. The liability for these contracts comprises a provision for claims incurred but not reported (IBNR) and a provision for reported claims not yet paid (outstanding claims) and a provision for unexpired risks at the reporting date. The Group's IBNR loss reserves are derived using paid loss development estimation method (triangular method). Each business classes' IBNR was calculated using claims data and loss history. The quantum of casualty claims is particularly sensitive to the level of Court awards and to the development of legal precedent on matters of contract and tort.

iii) Life insurance contracts

The Group limits its exposure of potential loss on life insurance policy, by ceding all insurance risks to a reinsurer. The Group selects reinsurers which have a well-established capability to meet their contractual obligations and which generally have high credit ratings.

iv) Claims development

The Group employs loss (claims) development tables as a means of measuring actual claims compared with previous estimates. Claims are typically resolved within one year and are assessed on a case-by-case basis. The claims that tend to extend beyond one year are normally from the Accident line of business and to a lesser extent, the Motor line.

St. Kitts Nevis Anguilla Rating and Development Company Limited
Notes to Consolidated Financial Statements
October 31, 2015

(expressed in Eastern Caribbean dollars)

6 Management of insurance and financial risk ...continued

a) Insurance risk ...continued

iv) Claims development ...continued

Motor – gross

Loss year	Brought forward \$	2011 \$	2012 \$	2013 \$	2014 \$	2015 \$	Total \$
- At end of reporting year	3,509,160	2,194,045	2,412,449	1,922,060	3,350,301	1,866,332	15,254,347
- One year later	21,027	(6,111)	(97,683)	(26,121)	(180,247)	-	(289,135)
- Two years later	(883)	(7,847)	3,444	78,469	-	-	73,183
- Three years later	28,769	(21,000)	28,515	-	-	-	36,284
- Four years later	-	-	-	-	-	-	-
- Five years and over	(116,477)	-	-	-	-	-	(116,477)

Current estimate of cumulative claims

3,441,596 2,159,088 2,346,725 1,974,408 3,170,054 1,866,332 14,958,203

Cumulative payments to date

(2,612,959) (2,224,159) (1,917,279) (1,671,750) (2,326,985) (1,527,007) (12,280,140)

Liability recognised in the balance sheet

828,637 (65,072) 429,445 302,658 843,069 339,325 2,678,063

Motor – net

- At end of reporting year
- One year later
- Two years later
- Three years later
- Four years later
- Five years and over

3,509,160 2,194,045 2,412,449 1,922,060 3,350,301 1,866,332 15,254,347
21,027 (6,111) (97,683) (26,121) (180,247) - (289,135)
(883) (7,847) 3,444 78,469 - - 73,183
28,769 (21,000) 28,515 - - - 36,284
- - - - - - -
(116,477) - - - - - (116,477)

Current estimate of cumulative claims

3,441,596 2,159,088 2,346,725 1,974,408 3,170,054 1,866,332 14,958,203

Cumulative payments to date

(2,612,959) (2,224,159) (1,917,279) (1,671,750) (2,326,985) (1,527,007) (12,280,140)

Liability recognised in the balance sheet

828,637 (65,072) 429,445 302,658 843,069 339,325 2,678,063

(32)

(expressed in Eastern Caribbean dollars)

6 Management of insurance and financial risk ... continued

a) Insurance risk ...continued

iv) Claims development ...continued

Property – gross

Loss year	Brought forward	2011	2012	2013	2014	2015	Total
	\$	\$	\$	\$	\$	\$	\$
- At end of reporting year	318,879	64,993	92,395	1,066,955	173,307	500,000	2,216,530
- One year later	-	-	-	42,713	(16,706)	-	26,008
- Two years later	-	(12,732)	-	(1,132)	-	-	(13,863)
- Three years later	-	-	-	-	-	-	-
- Four years later	(6,000)	-	-	-	-	-	(6,000)
Current estimate of cumulative claims	312,879	52,262	92,395	1,108,537	156,601	500,000	2,222,674
Cumulative payments to date	(194,189)	(41,581)	(59,526)	(222,693)	(1,137,082)	(24,602)	(1,679,674)
Liability recognised in the balance sheet	118,690	(10,680)	32,869	885,843	(980,480)	475,399	543,000

Property – net

- At end of reporting year	318,879	64,993	92,395	1,066,955	173,307	500,000	2,216,530
- One year later	-	-	-	42,713	(16,706)	-	26,008
- Two years later	-	(12,732)	-	(1,132)	-	-	(13,863)
- Three years later	-	-	-	-	-	-	-
- Four years later	(6,000)	-	-	-	-	-	(6,000)
Current estimate of cumulative claims	312,879	52,262	92,395	1,108,537	156,601	500,000	2,222,674
Cumulative payments to date	(194,189)	(41,581)	(59,526)	(222,693)	(1,137,082)	(24,602)	(1,679,674)
Liability recognised in the balance sheet	118,690	(10,680)	32,869	885,843	(980,480)	475,399	543,000

(expressed in Eastern Caribbean dollars)

6 Management of insurance and financial risk ...continued

a) Insurance risk ... continued

iv) Claims development ...continued

Marine – gross

Loss year	Brought forward	2009	2010	2013	2014	2015	Total
	\$	\$	\$	\$	\$	\$	\$
- At end of reporting year	-	-	-	-	-	-	-
- One year later	-	-	-	-	-	-	-
- Two years later	-	-	-	-	-	-	-
- Three years later	-	-	-	-	-	-	-
- Four years later	-	-	-	-	-	-	-

Current estimate of cumulative claims

Cumulative payments to date

Liability recognised in the balance sheet

Marine – net

- At end of reporting year	-	-	-	-	-	-	-
- One year later	-	-	-	-	-	-	-
- Two years later	-	-	-	-	-	-	-
- Three years later	-	-	-	-	-	-	-
- Four years later	-	-	-	-	-	-	-

Current estimate of cumulative claims

Cumulative payments to date

Liability recognised in the balance sheet

St. Kitts Nevis Anguilla Trading and Development Company Limited

Notes to Consolidated Financial Statements

October 31, 2015

(expressed in Eastern Caribbean dollars)

6 Management of insurance and financial risk ...continued

b) Fair value of financial assets and liabilities

Fair value is the arm's length consideration for which an asset could be exchanged or a liability settled, between knowledgeable, willing parties, who are under no compulsion to act and is best evidenced by a quoted market price, if one exists.

Determination of fair value:

The following methods and assumptions have been used to estimate the fair value of each class of financial instruments for which it is practical to estimate a value:

Short-term financial assets and liabilities

The carrying value of these financial assets and liabilities is a reasonable estimate of their fair value because of the short maturity of these instruments. Short-term financial assets are comprised of cash and cash equivalents, accounts receivable and due from related parties. Short-term financial liabilities are comprised of customers' deposits, accounts payable and other liabilities and due to related parties.

AFS – financial assets

Fair value is based on quoted market prices. Where these are not available, fair value is assumed to approximate cost.

Borrowings and deposits

The estimated fair value of deposits with no stated maturity, which includes non-interest bearing deposits, is the amount repayable on demand.

The estimated fair value of fixed-interest bearing deposits and other borrowings not quoted in an active market is based on discounted cash flows using interest rates for new debts with similar remaining maturity.

St. Kitts Nevis Anguilla Trading and Development Company Limited

Notes to Consolidated Financial Statements

October 31, 2015

(expressed in Eastern Caribbean dollars)

6 Management of insurance and financial risk ...continued

b) Fair value of financial assets and liabilities ...continued

The table below summarizes the carrying amounts and fair values of the Group's financial assets and liabilities:

	Carrying value		Fair value	
	October 2015 \$	January 2015 \$	October 2015 \$	January 2015 \$
Financial assets				
Cash and cash equivalents	20,620,579	22,352,245	20,620,579	22,352,245
Investment securities	66,572,265	65,608,357	66,572,265	65,608,357
Loans to customers	89,522,356	91,407,024	89,522,356	91,407,024
Accounts receivable	28,635,992	29,408,830	28,635,992	29,408,830
Due from related parties	901,826	260,001	901,826	260,001
	206,253,018	209,036,457	206,253,018	209,036,457
Financial liabilities				
Borrowings	68,020,158	68,110,588	68,020,158	68,110,588
Customers' deposits	101,040,762	95,684,694	98,046,785	91,561,692
Accounts payable and other liabilities	46,032,870	42,419,123	46,032,870	42,419,123
Due to related parties	663,869	264,958	663,869	264,958
	215,757,659	206,479,363	212,763,682	202,356,361

St. Kitts Nevis Anguilla Trading and Development Company Limited
Notes to Consolidated Financial Statements
October 31, 2015

(expressed in Eastern Caribbean dollars)

6 Management of insurance and financial risk ...continued

c) Fair value hierarchy

Fair value measurement of financial assets

IFRS 7 specifies a hierarchy of valuation techniques based on whether the inputs to those valuation techniques are observable or unobservable. Observable inputs reflect market data obtained from independent sources; unobservable inputs reflect the Group's market assumptions. These two types of inputs have created the following fair value hierarchy:

- Level 1: Quoted prices in active markets for identical assets and liabilities. This level includes equity securities and debt instruments listed on exchanges.
- Level 2: Inputs other than quoted prices included within Level 1 that are observable for the asset or liability, either directly (that is, as prices) or indirectly (that is, derived from prices).
- Level 3: Inputs for the assets or liabilities that are not based on observable market data. This level includes equity investments and debt instruments with significant unobservable components.

The hierarchy requires the use of observable market data when available. The Group considers relevant and observable market prices in valuations where possible.

	Level 1 \$	Level 2 \$	Level 3 \$
Financial assets October 2015			
AFS financial assets	3,508,643		3,787,697
Financial assets January 2015			
AFS financial assets	3,404,616	-	3,787,697

Fair value measurement of non-financial assets

The following table shows the Levels within the hierarchy of non-financial assets measured at fair value on a recurring basis:

	Level 1 \$	Level 2 \$	Level 3 \$	Total \$
Land and buildings –October 31, 2015		19,725,000	104,107,043	123,832,043
Land and buildings – January 31, 2015	-	19,725,000	99,024,997	118,749,997

Fair value of the Group's main property assets is estimated based on appraisals performed by independent, professionally-qualified property valuers or the Group's Board of Directors. The significant inputs and assumptions are developed in close consultation with management. The valuation processes and fair value changes are reviewed by the Board of Directors and audit committee at each reporting date.

St. Kitts Nevis Anguilla Trading and Development Company Limited

Notes to Consolidated Financial Statements

October 31, 2015

(expressed in Eastern Caribbean dollars)

6 Management of insurance and financial risk ...continued

c) Fair value hierarchy ...continued

The appraisal was carried out using a market approach that reflects observed prices for recent market transactions for similar properties and incorporates adjustments for factors specific to the land in question, including plot size, location and current use.

Land and buildings were revalued in January 2015.

d) Capital risk management

The Group maintains a level of capital that is sufficient to meet several objectives, including its ability to continue as a going concern in order to provide returns and benefits for shareholders and to maintain an acceptable total debt-to-capital ratio to provide access to adequate funding sources to support current operations and fulfillment of its strategic plan.

Total net debt includes bank loans and long-term debt less cash. The Group's capital includes total net debt and equity. As at October 31, 2015, the Group's net debt amounted to \$47,399,579 (January 2015: \$45,758,343), while its equity amounted to \$179,973,674 (January 2015: \$179,536,231).

The Group manages its capital structure and makes adjustments in light of changes in activities, economic conditions and the risk characteristics of the underlying assets. In order to maintain or adjust its capital structure, the Group may issue new shares, repurchase shares for cancellation, adjust the amount of dividends paid to shareholders or sell assets to reduce debt.

7 Segment reporting

Management currently identifies the Group's product and service lines as its operating segments. These operating segments are monitored by the Group's Chief Executive Officer (the chief operating decision maker). Strategic decisions are made on the basis of adjusted segment operating results.

Minor operating segments are combined below under other segments. These are rentals and hire purchase, airline agents and tour operations, real estate development and shipping.

St. Kitts Nevis Anguilla Trading and Development Company Limited

Notes to Consolidated Financial Statements

October 31, 2015

(expressed in Eastern Caribbean dollars)

7 Segment reporting ...continued

Segment information for the reporting period is as follows:

October 2015	General trading \$	Insurance \$	Financing \$	Hotel and restaurant \$	Others \$	Eliminations \$	Total \$
Revenue							
From external customers:							
Revenue	91,344,982	49,447	—	2,929,676	9,559,230	—	103,883,335
Net interest income	—	980,711	3,513,799	—	673,757	—	5,168,267
Net underwriting income	—	3,252,738	—	—	—	—	3,252,738
Other income	5,570,614	833,956	242,603	441,369	967,079	—	8,055,621
From other segments	17,930,807	1,954,166	49,787	213,229	725,550	(20,873,539)	—
Cost of sales	114,846,403	7,071,018	3,806,189	3,584,274	11,925,616	(20,873,539)	120,359,961
Gross profit	83,638,121	1,077,302	1,077,302	1,077,302	4,034,448	(14,786,227)	73,963,644
	31,208,282	7,071,018	3,806,189	2,506,972	7,891,168	(6,087,312)	46,396,317
Employee costs	12,830,763	1,387,674	790,829	2,214,218	2,613,023	(10,022)	19,826,485
General and administrative expenses	9,911,136	1,828,169	1,088,073	2,269,639	3,099,228	(4,666,305)	13,529,940
Depreciation and amortization	2,218,342	255,631	122,300	1,026,330	421,191	—	4,043,794
Finance charges, net	4,701,439	49,980	7,842	163,062	(79,927)	(810,985)	4,031,411
Revaluation loss	—	—	—	—	—	—	—
Share of income of associated companies	—	—	—	—	—	(419,340)	(419,340)
	29,661,680	3,521,454	2,009,044	5,673,249	6,053,515	(5,906,652)	41,012,290
Segment profit/(loss) before tax	1,546,602	3,549,564	1,797,145	(3,166,277)	1,837,654	(180,660)	5,384,027
Segment assets	244,135,955	69,481,658	134,358,386	38,546,769	39,839,512	(101,263,988)	425,098,292
Segment liabilities	151,795,624	10,314,334	108,283,794	20,530,071	8,507,320	(61,417,822)	238,013,321

St. Kitts Nevis Anguilla Trading and Development Company Limited

Notes to Consolidated Financial Statements

October 31, 2015

(expressed in Eastern Caribbean dollars)

7 Segment reporting ...continued

January 2015	General trading \$	Insurance \$	Financing \$	Hotel and restaurant \$	Others \$	Eliminations \$	Total \$
Revenue							
From external customers:							
Revenue	121,903,176	400,000	—	2,559,988	18,810,130	—	143,673,294
Net interest income	(2,932)	1,574,210	4,374,987	—	(31,832)	—	5,914,433
Net underwriting income	—	3,861,691	—	—	—	—	3,861,691
Other income	7,723,587	1,171,756	355,275	608,522	418,324	—	10,277,464
From other segments	49,404,677	2,165,222	33,895	72,973	739,332	(52,416,099)	—
Cost of sales	179,028,508	9,172,879	4,764,157	3,241,483	19,935,954	(52,416,099)	163,726,882
	(120,227,758)	—	—	(1,592,472)	(10,504,260)	25,585,062	(106,739,428)
Gross profit	58,800,750	9,172,879	4,764,157	1,649,011	9,431,694	(26,831,037)	56,987,454
Employee costs	(16,267,615)	(1,827,704)	(990,497)	(512,811)	(3,421,030)	23,502	(22,996,155)
General and administrative expenses	(14,925,211)	(2,365,449)	(376,326)	(2,505,717)	(3,783,078)	6,831,819	(17,123,962)
Depreciation and amortization	(2,689,964)	(347,533)	(121,453)	(662,606)	(528,310)	—	(4,349,866)
Finance charges, net	(5,291,425)	(33,879)	(17,791)	(109,341)	1,074,336	975,716	(3,402,384)
Revaluation loss	(347,179)	—	—	—	(2,069,371)	—	(2,416,550)
Share of income of associated companies	—	—	—	—	—	1,347,341	1,347,341
	(39,521,394)	(4,574,565)	(1,506,067)	(3,790,475)	(8,727,453)	9,178,378	(48,941,576)
Segment profit/(loss) before tax	19,279,356	4,598,314	3,258,090	(2,141,464)	704,241	(17,652,659)	8,045,878
Segment assets	242,771,705	68,797,344	127,718,531	34,102,015	50,688,662	(108,691,436)	415,386,821
Segment liabilities	148,925,431	12,291,497	102,931,413	12,928,237	20,441,728	(69,025,930)	228,492,376

St. Kitts Nevis Anguilla Trading and Development Company Limited
Notes to Consolidated Financial Statements
October 31, 2015

(expressed in Eastern Caribbean dollars)

7 Segment reporting ...continued

The totals presented above for the Group's operating segments reconcile to the key financial figures as presented in the consolidated statement of financial position and consolidated statement of income.

Major customers

The Group does not have a single external customer from which sales revenue generated amounted to 10% or more of the total revenue of the Group.

8 Cash and cash equivalents

	October 2015 \$	January 2015 \$
Cash on hand	96,736	71,545
Cash at banks	6,347,553	13,215,174
Cash equivalents	14,176,290	9,065,526
	<u>20,620,579</u>	<u>22,352,245</u>

Cash at banks is held with several local commercial banks and the amounts held in these accounts facilitate the short-term commitments and day-to-day operations of the Group.

Cash equivalents are as follows:

	October 2015 \$	January 2015 \$
91-day Treasury bills held with the Government of St. Kitts and Nevis maturing on November 10, 2015 at an interest rate of 4.75% (2015: 4.75%)	1,976,250	5,960,417
Four 90 day term deposits held with Royal Bank of Canada maturing January 8, 2016 bearing an interest of rate of 2% (2015: 3.0%)	516,458	2,017,111
3 month fixed deposit held with The Caribbean Commercial Bank (Anguilla) Limited maturing on November 23, 2015 at an interest rate of 3.125% (2015: maturing on February 23, 2015 at interest rate of 3.125%)	610,164	596,123
91-day Treasury bills held with the Government of St. Kitts and Nevis maturing on November 10, 2015 at an interest rate of 4.75% (Jan 2015: 4.75%)	3,984,167	-

St. Kitts Nevis Anguilla Trading and Development Company Limited

Notes to Consolidated Financial Statements

October 31, 2015

(expressed in Eastern Caribbean dollars)

90 day term deposits held with Royal Bank of Canada maturing on 8 January 2016 and December 29th 2015 at interest rate of 2% (Jan 2015: bearing an interest of rate of 3.0%)	2,539,015	—
91-day Treasury bills held with Nevis Island Administration maturing on November 10, 2015 at an interest rate of 6.5% (2015: 6.5%)	491,875	491,875
Four 90 day term deposits at National Bank maturing on Dec 24, 2015 interest rate 2% (Jan 2015: June 24th, 2015 at interest rate of 3%)	4,058,361	—
	<u>14,176,290</u>	<u>9,065,526</u>

St. Kitts Nevis Anguilla Trading and Development Company Limited
Notes to Consolidated Financial Statements
October 31, 2015

(expressed in Eastern Caribbean dollars)

9 Investment securities

	October 2015 \$	January 2015 \$
AFS		
Quoted securities	3,508,643	3,404,616
Unquoted securities	3,787,697	3,787,697
	<u>7,296,340</u>	<u>7,192,313</u>
Loans and receivables		
Fixed deposits	39,664,677	38,464,842
Corporate bonds	13,475,000	13,500,000
Government treasury bills and bonds	5,198,941	5,307,455
	<u>58,338,618</u>	<u>57,272,297</u>
Total investment securities – principal	65,634,958	64,464,610
Interest receivable	937,307	1,143,747
	<u>66,572,265</u>	<u>65,608,357</u>
Current		
Non-current	55,924,372	53,643,036
	<u>10,647,893</u>	<u>11,965,321</u>
	<u>66,572,265</u>	<u>65,608,357</u>

The movement in investment securities may be summarised as follows:

	Loans and receivables \$	AFS \$	Total \$
Balance at January 31, 2014	59,673,375	7,123,984	66,797,359
Additions	11,598,922	–	11,598,922
Impairment of investment	(14,000,000)	–	(14,000,000)
Net unrealised fair value losses on AFS financial assets	–	68,329	68,329
Balance at January 31, 2015	57,272,297	7,192,313	64,464,610
Additions	2,967,372	–	2,967,372
Redemption	(1,901,052)	–	(1,901,052)
Net unrealised fair value gains on AFS financial assets	–	104,027	104,027
Balance at October 31, 2015	58,338,617	7,296,340	65,634,957

St. Kitts Nevis Anguilla Trading and Development Company Limited

Notes to Consolidated Financial Statements

October 31, 2015

(expressed in Eastern Caribbean dollars)

10 Loans to customers

	October 2015 \$	January 2015 \$
Performing loans and advances	86,524,016	87,503,078
Classified loans	6,692,265	7,171,427
Gross loans	93,216,281	94,674,505
Allowance for loan impairment	(3,554,751)	(3,497,327)
Net loans	89,661,530	91,177,178
Unearned Interest	(441,478)	
Interest receivable	302,304	229,846
Total loans to customers	89,522,356	91,407,024
Current	88,442,469	15,782,416
Non-current	1,079,887	75,624,608
	89,522,356	91,407,024

Movement in the loan loss provision:

	October 2015 \$	January 2015 \$
Balance at beginning of year	3,497,327	4,309,032
Provision for the year	325,190	-
Write-offs for the year	(267,766)	(271,913)
Amounts recovered during the year	-	(539,792)
Balance at end of year	3,554,751	3,497,327

According to the Eastern Caribbean Central Bank (ECCB) loan provisioning guidelines, the calculated allowance for loan impairment amounts to \$2,106,162 (2015: \$3,217,034). Where the ECCB loan loss provision is greater than the loan loss provision calculated under IAS 39, the difference is set aside as an appropriation of retained earnings to a non-distributable reserve. As at October 31, 2015, the loan loss provision calculated under IAS 39, was greater than the ECCB provision. Therefore, an appropriation of retained earnings was not required at the reporting date. The gross carrying value of impaired loans at the end of the period was \$6,692,265 (January 2015: \$7,171,427).

Accrued interest on loans that would not be recognised under ECCB guidelines amounted to \$45,458, and is included in other reserves in equity.

St. Kitts Nevis Anguilla Trading and Development Company Limited

Notes to Consolidated Financial Statements

October 31, 2015

(expressed in Eastern Caribbean dollars)

11 Accounts receivable and prepayments

	October 2015 \$	January 2015 \$
Accounts receivable	37,939,030	39,048,490
Less: provision for impairment on accounts receivable	(9,303,038)	(9,639,660)
Net accounts receivable	28,635,992	29,408,830
Other Receivables	500,000	
Statutory deposits	3,160,303	2,836,394
Prepayments	6,106,349	1,098,867
Deferred costs	154,430	170,426
	<u>38,557,074</u>	<u>33,514,517</u>

In accordance with the Insurance Act 2009 Section 23, all registered insurance companies are required to maintain a statutory deposit in certain prescribed forms acceptable to the Registrar of Insurance. As at January 31, 2016 and 2015, statutory deposits were held in the form of term deposits with local commercial banks and funds held on deposits with St. Kitts Financial Services Regulatory Commission. Statutory deposits are restricted and hence are not available for use in the day-to-day operations of the Group.

Deferred costs relate primarily to commissions payable to brokers for acquiring business.

Classification of accounts receivable

Accounts receivable are summarized as follows:

	October 2015 \$	January 2015 \$
Neither past due nor impaired	19,017,830	22,363,142
Past due but not impaired	9,618,162	7,045,688
Individually impaired	9,303,038	9,639,660
	<u>37,939,030</u>	<u>39,048,490</u>

St. Kitts Nevis Anguilla Trading and Development Company Limited

Notes to Consolidated Financial Statements

October 31, 2015

(expressed in Eastern Caribbean dollars)

11 Accounts receivable and prepayments ...continued

Movement in the allowance for impairment on accounts receivable is:

	October 2015 \$	January 2015 \$
Balance at beginning of year	9,639,660	9,685,992
Impairment loss net of recoveries for the year	(336,622)	36,233
Written-off during the year as uncollectible		(82,565)
	<hr/>	<hr/>
Balance at end of year	9,303,038	9,639,660

Accounts receivable neither past due nor impaired

The credit quality of accounts receivable neither past due nor impaired is assessed based on management's internal assessment of the counterparties or entities. These balances are performing satisfactorily and there are no accounts which require special monitoring.

	October 2015 \$	January 2015 \$
Under 3 months	19,071,830	22,363,142

Accounts receivable past due but not impaired

Based on historical information and customer relationships some accounts receivable which are greater than three months past due but not greater than twelve months are not considered impaired.

As at October 31, 2015, accounts receivable of \$9,653,717 (January 2015: \$7,045,688) were past due but not impaired. The aging of these accounts receivable is as follows:

	October 2015 \$	January 2015 \$
Over 3 months	9,618,162	7,045,688

St. Kitts Nevis Anguilla Trading and Development Company Limited

Notes to Consolidated Financial Statements

October 31, 2015

(expressed in Eastern Caribbean dollars)

Accounts receivable and prepayments ...continued

Accounts receivable individually impaired

As at October 31, 2015, accounts receivable of \$9,303,038 (January 2015: \$9,639,660) were impaired and a related provision established. The aging of these accounts receivable is as follows:

	October 2015 \$	January 2015 \$
Over 3 months	9,303,038	9,639,660
Total accounts receivable	37,993,030	39,048,490

12 Inventories

	October 2015 \$	January 2015 \$
Goods on hand	30,518,400	30,724,278
Land held for future development	11,615,251	11,654,566
Sunrise Hills Villas	2,631,701	3,391,651
Goods in transit	4,087,841	1,404,019
Work-in-progress	434,269	682,128
	49,287,462	47,856,642

13 Related party balances and transactions

Related party relationship exists when one party has the ability to control directly or indirectly, through one or more intermediaries, the other party or exercise significant influence over the other party in making financial and operating decisions. Such relationships also exist between or among entities under common control, with the reporting enterprise and its key management personnel, directors and shareholders.

Amounts due from/(to) related parties are interest-free, unsecured and have no fixed terms of repayment and comprise the following:

		October 2015 \$	January 2015 \$
Due from related parties	Relationship		
Malliouhana-Anico Insurance Company Limited	Associate company	139,481	260,001
St. Kitts Masonry Products Limited	Associate company	762,345	
Due to related parties			
St. Kitts Masonry Products Limited	Associate company	663,869	264,958

St. Kitts Nevis Anguilla Trading and Development Company Limited

Notes to Consolidated Financial Statements

October 31, 2015

(expressed in Eastern Caribbean dollars)

13 Related party balances and transactions ... continued

The following transactions were carried out with related parties

		October 2015 \$	January 2015 \$
<i>Sales</i>			
Name of related party	Relationship		
St. Kitts Masonry Products Limited	Associate company	2,996,338	3,319,222
<i>Management fees</i>			
Name of related party	Relationship		
St. Kitts Masonry Products Limited	Associate company	108,000	127,000
Malliouhana-Anico Insurance Company Limited	Associate company	48,000	60,000
		<u>156,000</u>	<u>187,000</u>
<i>Commission</i>			
Name of related party	Relationship		
Malliouhana-Anico Insurance Company Limited	Associate company	28,284	20,829
<i>Reinsurance premium</i>			
Name of related party	Relationship		
Malliouhana-Anico Insurance Company Limited	Associate company	1,719,730	2,291,155
<i>Expenses</i>			
Name of related party	Relationship		
St. Kitts Masonry Products Limited	Associate company	6,440,850	7,345,402

Key management compensation

Key management includes executive and non-executive directors. The compensation incurred in respect of key management is as follows:

	October 2015 \$	January 2015 \$
Salaries	1,153,035	1,574,708
Directors' fees	397,619	544,300
Gratuity	247,608	263,236
Pension	76,353	101,412
Social security	57,278	81,756
Allowances	97,419	72,885
	<u>2,029,312</u>	<u>2,638,297</u>

St. Kitts Nevis Anguilla Trading and Development Company Limited

Notes to Consolidated Financial Statements

January 31, 2016

(expressed in Eastern Caribbean dollars)

14 Interest in subsidiaries

Composition of the Group

Set out below are details of the subsidiaries held directly by the Group:

Name of subsidiary	Country of incorporation and principal place of business	Principal activity	Proportion of ownership interests held by the Group	October 2015	January 2015
City Drug Store (2005) Limited	St. Kitts	the retailing of consumer products	100%	100%	100%
Conaree Estates Limited	St. Kitts	land and property development	100%	100%	100%
Dan Dan Garments Limited	St. Kitts	the manufacturing, wholesaling and retailing of garments (operations ceased on February 1, 1985)	100%	100%	100%
Ocean Terrace Inn Limited	St. Kitts	operation of Ocean Terrace Inn hotel, Fisherman's Wharf Restaurant and apartments ownership and rentals	100%	100%	100%
Sakara Shipping Inc.	Tortola	the provision of freight and other shipping services	100%	100%	100%
St. Kitts Bottling Company Limited	St. Kitts	the trade or business of aerated beverages and purified water manufacturers and bottlers, brewers, distillers, canners, preservers and processors distributors	51.67%	51.67%	51.67%
St. Kitts-Nevis Finance Company Limited	St. Kitts	accepting deposits from customers, providing loans to customers and investing in debt and equity securities	100%	100%	100%
St. Kitts-Nevis Insurance Company Limited	St. Kitts	the business of underwriting all classes of general insurance	100%	100%	100%
TDC Airline Services Limited	St. Kitts	airline, shipping, chartering, forwarding and transport agents	100%	100%	100%

St. Kitts Nevis Anguilla Trading and Development Company Limited

Notes to Consolidated Financial Statements
January 31, 2016

(expressed in Eastern Caribbean dollars)

14 Interest in subsidiaries ...continued

Composition of the Group ...continued

Name of subsidiary	Country of incorporation and principal place of business	Principal activity	Proportion of ownership interests held by the Group	October 2015	January 2015
TDC Real Estate and Construction Company Limited	St. Kitts	real estate development and construction of residential villas	100%	100%	100%
TDC Rentals Limited	St. Kitts	car rental services and financing service to consumers	100%	100%	100%
TDC Tours Limited	St. Kitts	organisation of tours, weddings and shore excursions	100%	100%	100%
City Drug Store (Nevis) Limited	Nevis	retailing of customer products	100%	100%	100%
SNIC (Nevis) Limited	Nevis	the business of insurance agent for all classes of general insurance, including property and motor risks	100%	100%	100%
TDC Airline Services (Nevis) Limited	Nevis	travel agents, tour operators, shipping and forwarding agents	100%	100%	100%
TDC Nevis Limited	Nevis	trading as general merchants, manufacturers' representatives and commission agents	100%	100%	100%
TDC Real Estate and Construction Company (Nevis) Limited	Nevis	real estate development and construction	100%	100%	100%
TDC Rentals (Nevis) Limited	Nevis	car rental services and financing service to consumers	100%	100%	100%
East Caribbean Reinsurance Company Limited	Anguilla	the business of reinsurance for all classes of general insurance	80%	80%	80%

St. Kitts Nevis Anguilla Trading and Development Company Limited
Notes to Consolidated Financial Statements
October 31, 2015

(expressed in Eastern Caribbean dollars)

14 Interest in subsidiaries ...continued

There are no subsidiaries with non-controlling interest that are material to the Group.

The Group has issued guarantees to certain banks in respect of the credit facilities granted to certain subsidiaries (see note 32).

The Group has no interests in unconsolidated structured entities.

15 Investment in associates

The Group's associates include the following:

Name of Associate	Country of incorporation/ Principal place of business	Percentage of ownership		Carrying value	
		Oct	Jan	Oct	Jan
		2015	2015	2015	2015
		%	%	\$	\$
St. Kitts Masonry Products Limited	St. Kitts	50	50	5,038,662	5,358,044
Malliouhana-Anico Insurance Company Limited	Anguilla	25	25	3,761,804	3,623,081
				<u>8,800,466</u>	<u>8,981,125</u>

St. Kitts Nevis Anguilla Trading and Development Company Limited

Notes to Consolidated Financial Statements

October 31, 2015

(expressed in Eastern Caribbean dollars)

15 Investment in associates ...continued

Movements in the investment in associates account are as follows:

	October 2015 \$	January 2015 \$
Balance at beginning of year	8,981,125	8,133,784
Share of income of associated companies	419,341	1,347,341
Dividends received	(600,000)	(500,000)
Balance at end of year	<u>8,800,466</u>	<u>8,981,125</u>

St. Kitts Masonry Products Limited

St. Kitts Masonry Products Limited manufactures and sells ready-mix concrete and concrete blocks for the construction industry.

Condensed financial information of St. Kitts Masonry Products Limited is as follows:

	October 2015 \$	January 2015 \$
Current assets	5,193,041	4,707,392
Non-current assets	10,438,314	8,819,527
Current liabilities	(4,760,015)	(2,800,725)
Non-Current liabilities	(783,909)	-
Net assets	<u>10,087,431</u>	<u>10,726,194</u>
Revenue	17,413,227	21,413,293
Costs and expenses	(16,851,990)	(18,301,301)
Net income	<u>561,237</u>	<u>3,111,992</u>

Malliouhana-Anico Insurance Company Limited

Malliouhana-Anico Insurance Company Limited's principal activity is the underwriting of all classes of general insurance.

St. Kitts Nevis Anguilla Trading and Development Company Limited

Notes to Consolidated Financial Statements

October 31, 2015

(expressed in Eastern Caribbean dollars)

15 Investment in associates ...continued

Malliouhana-Anico Insurance Company Limited ...continued

Condensed financial information of Malliouhana-Anico Insurance Company Limited is as follows:

	October 2015 \$	January 2015 \$
Assets	26,785,926	27,521,377
Liabilities	<u>(11,980,671)</u>	<u>(13,218,911)</u>
Net assets	<u>14,805,254</u>	14,302,466
Net underwriting income	2,314,068	2,972,717
Other income	689,809	501,254
Costs and expenses	<u>(2,448,989)</u>	<u>(3,309,415)</u>
Net income	<u>554,888</u>	164,556

St. Kitts Nevis Anguilla Trading and Development Company Limited

Notes to Consolidated Financial Statements

October 31, 2015

(expressed in Eastern Caribbean dollars)

16 Property, plant and equipment

Year ended January 31, 2015	Land and buildings \$	Furniture and fittings \$	Construction equipment rentals \$	Plant and machinery \$	Containers \$	Motor vehicles \$	Computers and equipment \$	Total \$
Opening net book amount	111,834,248	1,880,897	89,617	11,160,009	91,777	8,210,401	734,126	134,001,075
Additions	9,711,691	914,557	81,360	4,429,217	—	3,019,771	1,443,183	19,599,779
Disposals	(1,350,000)	(784,920)	(3,879)	(727,864)	(14,673)	(1,807,096)	(154,790)	(4,843,222)
Writeback on disposals	61,645	782,766	3,490	699,342	13,665	1,508,866	123,692	3,193,466
Depreciation charge	(1,569,684)	(381,964)	(52,840)	(1,078,403)	(23,149)	(2,294,767)	(241,141)	(5,641,948)
Transfers/reclassifications	—	—	—	—	—	—	—	—
Cost	2,174,177	(73,471)	—	(2,012,066)	8,066	187,035	(187,199)	96,542
Accumulated depreciation	(94,005)	12,043	—	78,090	—	—	—	(3,872)
Revaluation loss	(2,416,550)	—	—	—	—	—	—	(2,416,550)
Revaluation surplus	398,475	—	—	—	—	—	—	398,475
Effect of elimination of accumulated depreciation against valuation	(7,715,760)	—	—	—	—	—	—	(7,715,760)
Valuation	7,715,760	—	—	—	—	—	—	7,715,760
Accumulated depreciation	—	—	—	—	—	—	—	—
Closing net book amount	118,749,997	2,349,908	117,748	12,548,325	75,686	8,824,210	1,717,871	144,383,745
At January 31, 2015								
Cost or valuation	118,749,997	13,462,028	415,924	27,913,656	539,691	23,247,074	6,757,367	191,085,737
Accumulated depreciation	—	(11,112,120)	(298,176)	(15,365,331)	(464,005)	(14,422,864)	(5,039,496)	(46,701,992)
Net book amount	118,749,997	2,349,908	117,748	12,548,325	75,686	8,824,210	1,717,871	144,383,745

St. Kitts Nevis Anguilla Trading and Development Company Limited

Notes to Consolidated Financial Statements

October 31, 2015

(expressed in Eastern Caribbean dollars)

16 Property, plant and equipment ...continued

	Land and buildings	Furniture and fittings	Construction equipment rentals	Plant and machinery	Containers	Motor vehicles	Computers and equipment	Total
	\$	\$	\$	\$	\$	\$	\$	\$
Period ended October 31, 2015								
Opening net book amount	118,749,997	2,349,908	117,748	12,548,325	75,686	8,824,210	1,717,871	144,383,745
Additions	6,640,389	805,517	63,251	1,781,968	81,125	1,388,179	559,043	11,319,472
Disposals	-	(6,264,336)	(1,829)	(2,616,649)	(19,497)	(1,473,359)	(347,866)	(10,723,536)
Writeback on disposals	-	6,068,455	926	2,550,858	18,085	1,267,212	212,160	10,117,696
Depreciation charge	(1,466,160)	(342,511)	(45,674)	(1,161,818)	(11,336)	(1,825,833)	(284,925)	(5,138,257)
Transfers/reclassifications	-	-	-	-	-	-	-	-
Cost	-	-	-	69,930	-	(69,930)	-	-
Accumulated depreciation	-	-	-	-	-	-	-	-
Revaluation loss	-	-	-	-	-	-	-	-
Revaluation surplus	-	-	-	-	-	-	-	-
Effect of elimination of accumulated depreciation against valuation	-	-	-	-	-	-	-	-
Valuation	-	-	-	-	-	-	-	-
Accumulated depreciation	-	-	-	-	-	-	-	-
Closing net book amount	123,924,226	2,617,033	134,422	13,172,614	144,063	8,110,479	1,856,283	149,959,123
At October 31, 2015								
Cost or valuation	125,390,386	8,003,208	477,346	27,148,906	601,319	23,091,964	6,968,544	191,681,676
Accumulated depreciation	(1,466,160)	(5,386,175)	(342,924)	(13,976,292)	(457,256)	(14,981,485)	(5,112,261)	(41,722,533)
Net book amount	123,924,226	2,617,033	134,422	13,172,614	144,063	8,110,479	1,856,283	149,959,123

St. Kitts Nevis Anguilla Trading and Development Company Limited
Notes to Consolidated Financial Statements
October 31, 2015

(expressed in Eastern Caribbean dollars)

16 Property, plant and equipment ...continued

The details of gain on sales of property and equipment were as follows:

	October 2015 \$	January 2015 \$
Proceeds from sales of property and equipment	1,648,769	1,923,652
Carrying amount of property and equipment	<u>(1,649,756)</u>	<u>(1,649,756)</u>
Gain on sales of property and equipment	<u>(987)</u>	<u>273,896</u>

Gain on sales of property and equipment is recognized as part of other income in the consolidated statement of income (note 25).

St. Kitts Nevis Anguilla Trading and Development Company Limited
Notes to Consolidated Financial Statements
October 31, 2015

(expressed in Eastern Caribbean dollars)

17 Intangible assets

	Computer software \$	Goodwill \$	Total \$
Year ended January 31, 2015			
Opening net book amount	619,430	--	619,430
Additions	201,042	--	201,042
Disposals	(4,071)	--	(4,071)
Writeback of accumulated amortisation	4,071	--	4,071
Amortisation	(340,746)	--	(340,746)
Closing net book amount	479,726	--	479,726
At January 31, 2015			
Cost	1,178,153	--	1,178,153
Accumulated amortisation	(698,427)	--	(698,427)
Net book amount	479,726	--	479,726
Period ended October 31, 2015			
Opening net book amount	479,726	--	479,726
Additions	39,981	--	39,981
Disposals	--	--	--
Writeback of accumulated amortisation	--	--	--
Amortisation	(261,070)	--	(261,070)
Closing net book amount	251,636	--	251,636
At October 31, 2015			
Cost	1,211,133	--	1,211,133
Accumulated amortisation	(959,496)	--	(959,496)
Net book amount	251,636	--	251,636

St. Kitts Nevis Anguilla Trading and Development Company Limited

Notes to Consolidated Financial Statements

October 31, 2015

(expressed in Eastern Caribbean dollars)

18 Borrowings

	October 2015 \$	January 2015 \$
Bank term loans	29,796,124	31,153,670
Bank overdrafts	24,584,554	23,286,781
Sugar Industry Diversification Foundation	13,639,480	13,500,000
	68,020,158	67,940,451
Interest payable		170,137
Total borrowings	68,020,158	68,110,588
Current	33,619,109	50,476,429
Non-current	34,401,049	17,634,159
	68,020,158	68,110,588

Bank term loans carry interest rates between 5% and 7% (2015: 5% and 7%) and are repayable in regular instalments of principal and interest, maturing at various intervals from one to fifteen years through to 2026 (2015: through to 2026).

Bank overdrafts carry interest rates varying from 6.5% to 9% (2015: 6.5% to 9.0%).

The Sugar Industry Diversification Foundation loan carries an interest rate of 5%, is repayable in semi-annual instalments of principal and interest of \$337,500 and matures in 2025.

Collateral security for indebtedness

The Group's bankers and other lenders hold as collateral security, mortgage debentures creating fixed and floating charges and an equitable mortgage on the Group's assets including the investments held by the Company in certain wholly-owned subsidiaries and other investments.

St. Kitts Nevis Anguilla Trading and Development Company Limited

Notes to Consolidated Financial Statements

October 31, 2015

(expressed in Eastern Caribbean dollars)

19 Insurance liabilities

	October 2015 \$	January 2015 \$
Unearned premiums	3,044,755	3,207,281
Claims reported and outstanding	3,221,063	2,497,607
Life policyholders' benefits	2,066,840	2,066,840
Claims incurred but not reported	310,000	310,000
Unallocated loss adjustment expenses	156,000	156,000
Due to reinsurers		38,191
	8,798,658	8,275,919
Reinsurance assets		
Claims reported and outstanding	500,000	—
Total reinsurance assets (gross)	500,000	—
Unearned premiums	3,044,755	3,207,281
Claims reported and outstanding	3,221,063	2,497,607
Life policyholders' benefits	2,066,840	2,066,840
Claims incurred but not reported	310,000	310,000
Unallocated loss adjustment expenses	156,000	156,000
Due to reinsurers		38,191
Total insurance liabilities (net)	8,798,658	8,275,919

St. Kitts Nevis Anguilla Trading and Development Company Limited

Notes to Consolidated Financial Statements

October 31, 2015

(expressed in Eastern Caribbean dollars)

20 Customers' deposits

	October 2015 \$	January 2015 \$
Savings deposits	6,400,681	4,856,238
Fixed deposits	92,634,249	88,807,597
	99,034,930	93,663,835
Interest payable	2,005,832	2,020,859
Total customers' deposits	101,040,762	95,684,694
Current	101,040,762	84,957,905
Non-current		10,726,789
	101,040,762	95,684,694

21 Accounts payable and other liabilities

	October 2015 \$	January 2015 \$
Credit accounts	26,296,838	24,743,512
Accounts payable	12,060,313	11,329,630
Accrued expenses	4,617,035	4,623,410
Employee health fund	3,793,574	3,651,036
Deferred revenue	2,803,364	2,155,454
Dividend payable	862,464	859,807
Other liabilities	1,485,507	411,522
Gratuity reserve	480,808	233,200
Statutory payables	129,432	125,185
Warranty liability	107,242	107,242
Total accounts payable and other liabilities	52,636,577	48,239,998
Current	48,723,025	44,450,375
Non-current	3,913,552	3,789,623
	52,636,577	48,239,998

Employee health fund represents amounts accrued monthly per employee in respect of a constructive obligation established by the Company to cover certain medical costs of employees and their dependents.

St. Kitts Nevis Anguilla Trading and Development Company Limited

Notes to Consolidated Financial Statements

October 31, 2015

(expressed in Eastern Caribbean dollars)

22 Taxation

Income tax expense

	October 2015 \$	January 2015 \$
Current income tax expense for the year	2,911,368	4,187,262
Net deferred tax expense for the year	(213,891)	161,220
Total income tax expense for the year	<u>2,697,477</u>	<u>4,348,482</u>

	October 2015 \$	January 2015 \$
Current income tax expense		
Profit before taxation	<u>5,384,027</u>	8,045,878
Income tax expense at rate of 33%	1,776,730	2,655,140
Effect of permanent differences	1,114,893	698,998
Effect of losses carried forward	74,316	634,354
Effect of capital allowances carried forward	(7,070)	569,383
Prior year under provision	114,541	251,080
Prior year over provision	1,344	-
Effect of income not assessable for taxation	(468,066)	-
Movement of deferred tax not recognised	1,367,156	(106,649)
Effect of losses utilised from prior years	(107,365)	(106,729)
5% claims equalization allowed	(99,746)	(141,145)
Effect of capital allowances utilised from prior years	<u>(855,365)</u>	<u>(267,170)</u>
	<u>2,911,368</u>	<u>4,187,262</u>

Deferred tax expense

The deferred tax expense is comprised of the following

	October 2015 \$	January 2015 \$
Deferred tax on property, plant and equipment	62,277	402,937
Adjustment to deferred tax	-	-
Deferred tax written off	-	-
Deferred tax on unutilised tax losses	(13,277)	(28,038)
Deferred tax on unutilised capital allowances	<u>107,182</u>	<u>(213,679)</u>
	<u>156,182</u>	<u>161,220</u>

St. Kitts Nevis Anguilla Trading and Development Company Limited
Notes to Consolidated Financial Statements
October 31, 2015

(expressed in Eastern Caribbean dollars)

Taxation ...continued

Deferred tax asset

The movement in the deferred tax asset is as follows:

	October 2015 \$	January 2015 \$
Balance at beginning of year	(315,049)	(316,882)
Deferred tax expense for the year	(141,726)	1,833
	<hr/>	<hr/>
Balance at end of year	(456,775)	(315,049)

Deferred tax liability

The movement in the deferred tax liability is as follows:

	October 2015 \$	January 2015 \$
Balance at beginning of year	5,296,725	5,137,338
Deferred tax expense/(credit) for the year	(72,165)	159,387
	<hr/>	<hr/>
Balance at end of year	5,224,560	5,296,725

Provision for taxation

The movement in the provision for taxation is as follows:

	October 2015 \$	January 2015 \$
Balance at beginning of year	2,619,493	3,188,440
Current tax expense for the year	2,740,689	4,187,262
Utilization of taxation recoverable during the year	-	(79,102)
Under provision in previous year	(715,567)	-
Income tax paid during the year	(3,035,770)	(4,677,106)
	<hr/>	<hr/>
Balance at end of year	1,608,845	2,619,494

St. Kitts Nevis Anguilla Trading and Development Company Limited
Notes to Consolidated Financial Statements
October 31, 2015

(expressed in Eastern Caribbean dollars)

22 Taxation ...continued

Taxation recoverable

The movement in the taxation recoverable is as follows:

	October 2015 \$	January 2015 \$
Balance at beginning of year	228,390	307,492
Utilization during the year	(59,665)	(79,102)
Balance at end of year	<u>168,725</u>	<u>228,390</u>

23 Shareholders' equity

Share capital

	October 2015 \$	January 2015 \$
Authorised:		
500,000,000 ordinary shares at \$1 per share	<u>500,000,000</u>	500,000,000
Issued and fully paid:		
52,000,000 ordinary shares at \$1 per share	<u>52,000,000</u>	52,000,000

Dividends

On September 4, 2014, the Company's Board of Directors approved the declaration of cash dividends amounting to \$2,080,000 (2014: \$1,560,000), which was paid in the 2015 financial year.

24 Other reserves

	October 2015 \$	January 2015 \$
Revaluation reserve: property	32,411,652	32,411,652
Claims equalization reserve	21,700,311	21,398,049
Statutory reserve fund	4,942,139	4,683,902
Revaluation reserve: AFS financial assets	737,6388	636,837
	<u>59,791,490</u>	<u>59,130,440</u>

St. Kitts Nevis Anguilla Trading and Development Company Limited

Notes to Consolidated Financial Statements

October 31, 2015

(expressed in Eastern Caribbean dollars)

25 Other income

	October 2015 \$	January 2015 \$
Rent	2,068,489	2,490,249
Commission income	1,215,764	1,736,198
Equipment rental and repairs	1,135,870	1,244,817
Rebates and claims	34,021	732,655
Management and administration fees	547,874	636,172
Shipping	(18,932)	556,961
Dividend income	222,122	547,306
Gain on sales of property and equipment (note 16)	(987)	273,896
E-top up	30,962	228,178
Electrical repairs	(69,129)	213,219
Truck operating income	166,391	187,815
Vehicle servicing	32,936	139,089
Handling charges	226,342	110,470
Villa income	13,478	48,141
Grant	7,615	10,155
Miscellaneous income	2,442,805	1,122,143
	<u>8,055,621</u>	<u>10,277,464</u>

26 Employee costs

	October 2015 \$	January 2015 \$
Salaries and wages	15,081,089	17,636,709
Statutory contributions	1,445,398	1,710,968
Pension savings plan	725,511	934,603
Bonus and gratuity	890,194	855,671
Directors' fees	451,919	544,300
Staff scholarship and training	352,981	407,799
Health insurance	98,035	221,954
Other staff costs	781,359	684,151
	<u>19,826,486</u>	<u>22,996,155</u>

St. Kitts Nevis Anguilla Trading and Development Company Limited

Notes to Consolidated Financial Statements

October 31, 2015

(expressed in Eastern Caribbean dollars)

27 General and administrative expenses

	October 2015 \$	January 2015 \$
Legal and professional fees	2,309,738	2,955,430
Advertising and sales promotion	1,763,920	2,646,168
Utilities	1,687,631	2,357,805
Repairs and maintenance	1,291,182	2,018,706
General	1,534,487	1,809,185
Taxes and licenses	695,191	928,287
Communications	517,759	810,415
Management fees	700,221	767,699
Motor vehicle	642,778	539,802
Security	170,914	403,025
Computer installation and consultancy	392,234	387,088
Rent	270,926	366,065
Supplies	272,763	311,705
Travel	290,375	304,153
Entertainment	110,631	292,357
Sewage, waste and landscaping	476,064	292,200
Warranty	119,766	154,000
Annual general meeting	144,563	125,085
Printing and stationery	46,061	79,959
Subscriptions	62,678	75,037
Freight, handling and truckerage	26,681	3,350
Impairment of goodwill	—	—
Impairment (recoveries)/losses of receivables	3,377	(503,559)
	<u>13,529,940</u>	<u>17,123,962</u>

28 Depreciation and amortization

	October 2015 \$	January 2015 \$
Depreciation	3,782,724	4,009,120
Amortization	261,070	340,746
	<u>4,043,794</u>	<u>4,349,866</u>

Depreciation of plant and machinery and certain motor vehicles totaling \$1,355,533 (2014: \$1,827,298) was recorded under cost of sales.

St. Kitts Nevis Anguilla Trading and Development Company Limited

Notes to Consolidated Financial Statements

October 31, 2015

(expressed in Eastern Caribbean dollars)

29 Finance charges, net

	October 2015 \$	January 2015 \$
Interest expense	4,092,852	4,515,788
Bank charges	786,005	1,021,333
Short-term bank deposits	(847,446)	(2,134,737)
	<u>4,031,411</u>	<u>3,402,384</u>

30 Net interest income

	October 2015 \$	January 2015 \$
Loans to customers	6,054,306	7,837,790
Investments	2,472,410	2,715,184
Savings account interest expense	(131,100)	(151,776)
Time deposits interest expense	(3,227,349)	(4,486,765)
	<u>5,168,267</u>	<u>5,914,433</u>

31 Earnings per share

Basic and diluted earnings per share were computed as follows:

	October 2015 \$	January 2015 \$
Profit attributable to shareholders of parent company	2,936,945	3,665,095
Divided by weighted average number of outstanding ordinary shares	<u>52,000,000</u>	<u>52,000,000</u>
Basic and diluted earnings per share	<u>0.056</u>	<u>0.070</u>

The Group has no dilutive potential ordinary shares as of January 31, 2015 and 2014.

St. Kitts Nevis Anguilla Trading and Development Company Limited
Notes to Consolidated Financial Statements
October 31, 2015

(expressed in Eastern Caribbean dollars)

32 Commitments and contingencies

The following are the significant commitments and contingencies involving the Group:

Bank guarantees

- The Company has guaranteed a bank overdraft facility on behalf of its subsidiary company, TDC Rentals Limited in the amount of \$500,000.
- The Company has guaranteed a bank overdraft facility on behalf of its subsidiary company, TDC Airline Services Limited in the amount of \$500,000.
- The Company has guaranteed a bank overdraft facility on behalf of its subsidiary company TDC Nevis Limited in the amount of \$1,500,000.
- The Company has guaranteed a bank overdraft facility on behalf of its subsidiary company TDC Airline Services (Nevis) Limited in the amount of \$300,000.
- The Company has guaranteed a bank overdraft facility on behalf of its subsidiary company City Drug Store (2005) Limited in the amount of \$100,000.
- The Company has guaranteed a bank overdraft facility on behalf of its subsidiary company TDC Tours Limited in the amount of \$150,000.
- The Company has guaranteed a loan on behalf of its subsidiary company TDC Airline Services Limited in the amount of \$618,000.
- The Company has guaranteed a bank overdraft facility on behalf of its subsidiary company Ocean Terrace Inn in the amount of \$1,000,000.